

DNIPROPETROVSK
REGION

2019
investment
guide

REGION PROFILE

02

The section provides information on the region geographic location, main demographic and economic indicators, as well as transport and logistic infrastructure.

Geographical location.....	02
Labor market.....	06
Transport and logistic infrastructure.....	10

ECONOMY IN NUMBERS

14

The section provides detailed information on the region's economy main sectors, results of enterprises economic, investment and foreign economic activity. as well as trade agreements that operate in Ukraine, tax system and preferences.

Economy in numbers.....	14
Industry.....	17
Agricultural sector.....	22
Construction.....	27
Services sector.....	31
Trade agreements taxes and preferences.....	38

INVESTMENT DIRECTIONS

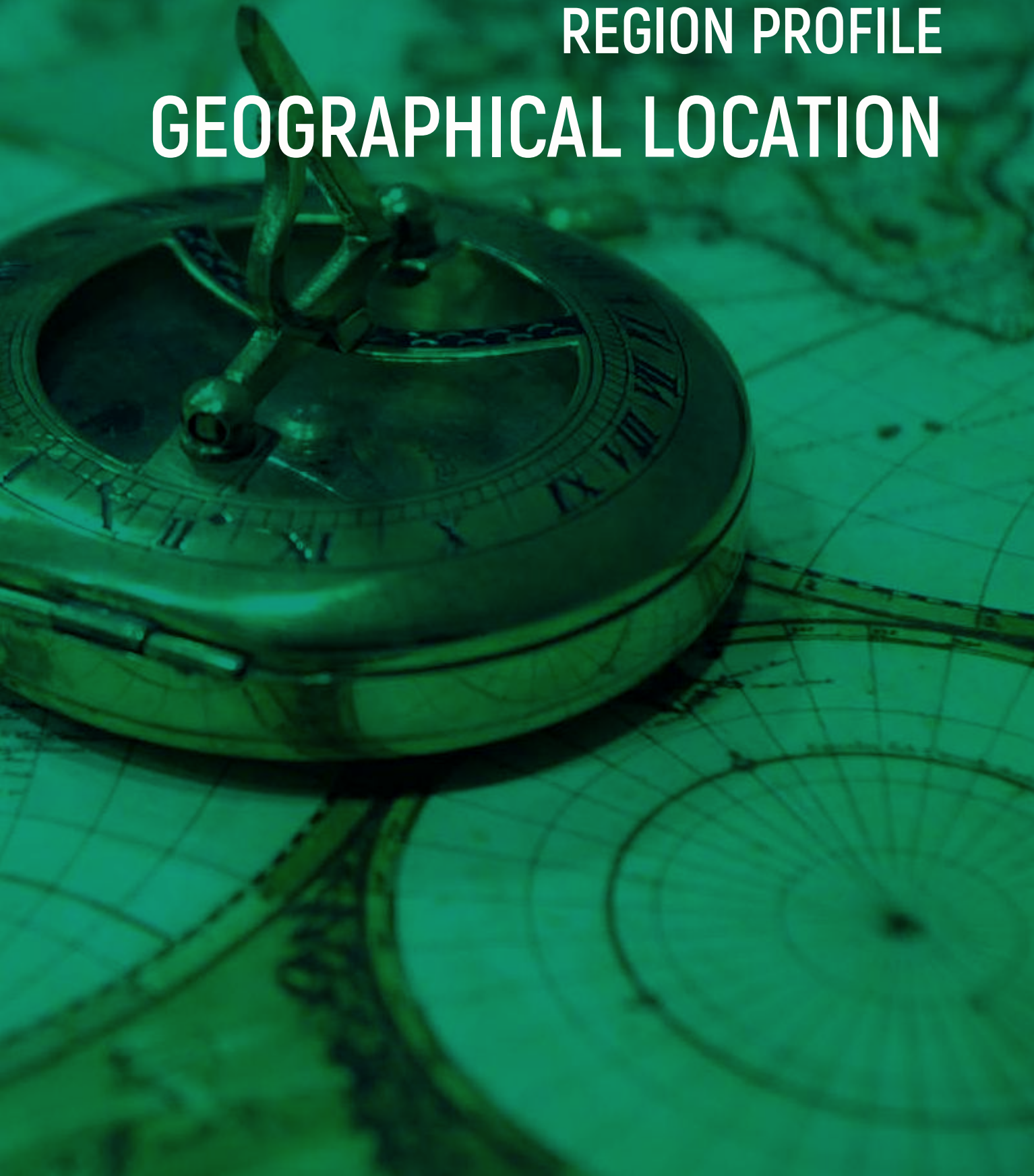
42

The section provides both priority investment directions and areas for the investment projects implementation.

Engineering.....	42
Processing industry.....	47
Services sector.....	52
Industrial parks.....	55
Land plots.....	60
About DIA	61

All information presented in this publication can be found in electronic form on the USB flash drive that is included in the set, as well as on the website of Dnipropetrovsk Regional Investment Agency www.dia.dp.gov.ua

REGION PROFILE GEOGRAPHICAL LOCATION



GEOGRAPHICAL LOCATION

Dnipropetrovsk region has a favorable geographical position and is located at the crossroads, rail and river routes that connect the east-west (European route E50) and the north-south (European route E105) of the European continent. The administrative center of the region is Dnipro, which is located on the banks of the similar-named river.



It is possible to get to the city of Dnipro by plane, train and bus.

BY PLANE

Dnipropetrovsk International Airport (DNK) www.dnk.aero is a major regional airport of Ukraine, an important link in the air transport system that connects Dnipro with other cities and countries. The International Airlines of Ukraine and Austrian Airlines regularly fly from the international airport «Dnipropetrovsk».

By combining different types of transport, you can get to the city of Dnipro from the airports of neighboring regions.

OZH	ZAPORIZHZHIA	70 km
HRK	KHARKIV	218 km
KBP	BORYSPIL	453 km
IEV	KYIV	496 km

BY TRAIN

The high-speed trains of the Intercity and Regional Express categories run between Kyiv, Zaporizhzhia and Dnipro.

Check its schedule and book tickets on the official website of the Ukrainian Railway www.uz.gov.ua

BY BUS

There are many routes of international, national and regional importance, through Dnipropetrovsk region, which makes it easy to get to any part of Ukraine. The buses of international destinations run from Dnipro bus station.

Check the schedule and book tickets on the official website of Dnipro bus station www.dopas.dp.ua

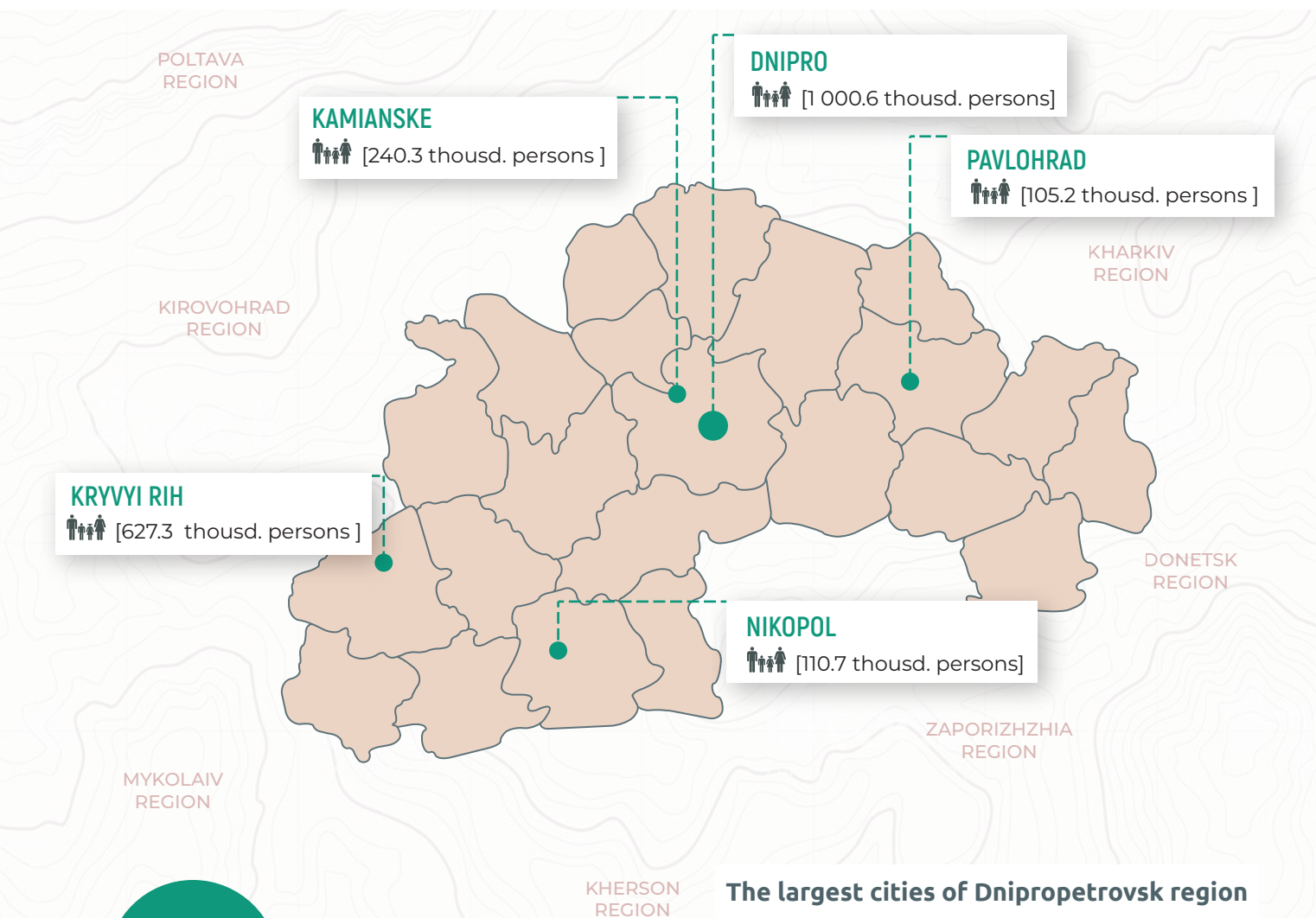
BY CAR

You can also use the car rental service.



MAIN CHARACTERISTICS OF THE REGION

REGION'S AREA	POPULATION	REGION'S GDP
31.9 thousd. km ²	3.2 mln people	\$ 11.8 bln
5.3% of the Ukrainian territory	7.5% of country's population	10.5% of Ukrainian GDP
GDP PER CAPITA		
	\$ 3 665.5	
HUMAN DEVELOPMENT INDEX (HDI)		
	0.79	

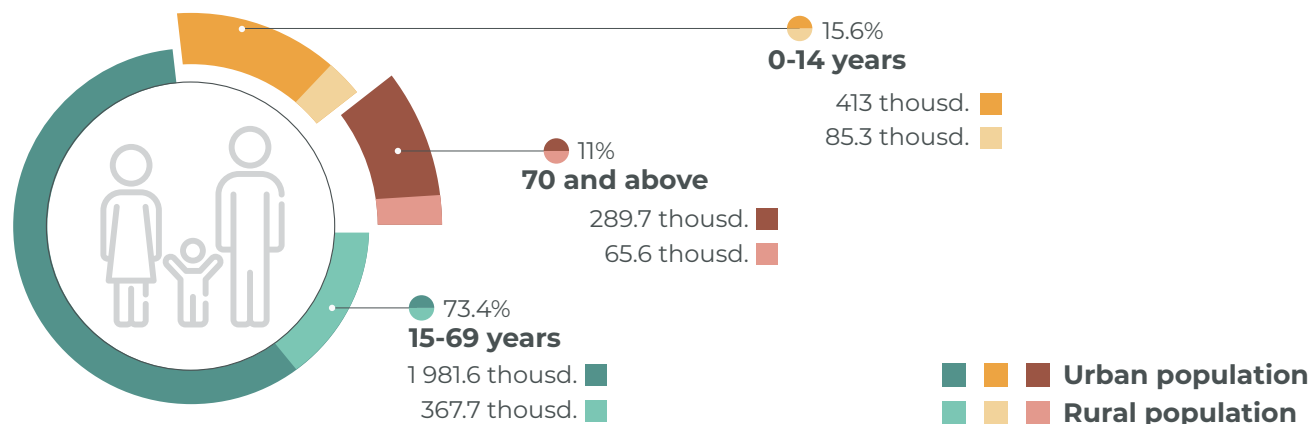


REGION PROFILE LABOUR MARKET



Dnipropetrovsk region - is one of the main labor markets in Ukraine, where **1.5 mln** people (**8.5%** out of the total number of Ukraine) of economically active population are concentrated.

The region ranks second among the regions in terms of working-age population employment - **69.2%**, while the registered unemployment level is **8% (121.5 thousd. people)**.



Dnipropetrovsk region is one of the leading academic centers of Ukraine

In the region there are:

24 higher education institutions III – IV level of accreditation (universities, academies, institutes), in which more than **92.6 thousd.** students are studying.

About **26 thousd.** specialists were graduated in 2018.

31 higher education institutions I – II level of accreditation (colleges, training schools), in which more than **19 thousd.** students are studying.

More than **5 thousd.** specialists were graduated in 2018.

58 vocational technical schools, in which **22 thousd.** students are studying.

13 thousd. qualified craftsmen were graduated in 2018.

IN «TOP 20 OF UKRAINE» RANKING, 3 HIGHER EDUCATION INSTITUTIONS OF DNIPROPETROVSK REGION HOLD LEADING POSITIONS



National Technical University
«Dnipro Polytechnic»



Oles Honchar Dnipro National University



National Metallurgical
Academy of Ukraine

THE AVERAGE SALARY IN THE REGION BY ECONOMY SECTORS

INDUSTRY	+34.8		+14.3		+33.7		+37.7	
	AGRICULTURAL SECTOR	SERVICES SECTOR	CONSTRUCTION					
\$339	\$210	\$318	\$247	\$457	\$480	\$340		
2017	2017	2017	2017	2018	2018	2018	2018	

The average salary in the region grown up to \$ 387 in 2018

Enterprises social guarantees



MINIMUM SALARY/PENSION

Per month:	\$ 159
Per hour:	\$ 0.96
Minimum pension:	\$ 62.3



LABOR HOURS

Working week duration:	5 days
Working-day duration:	8 hours
Retirement:	60 years



ANNUAL HOLIDAY

Main paid holiday:	24 calendar days
Additional holiday without payment:	14 calendar days



SALARY TAX

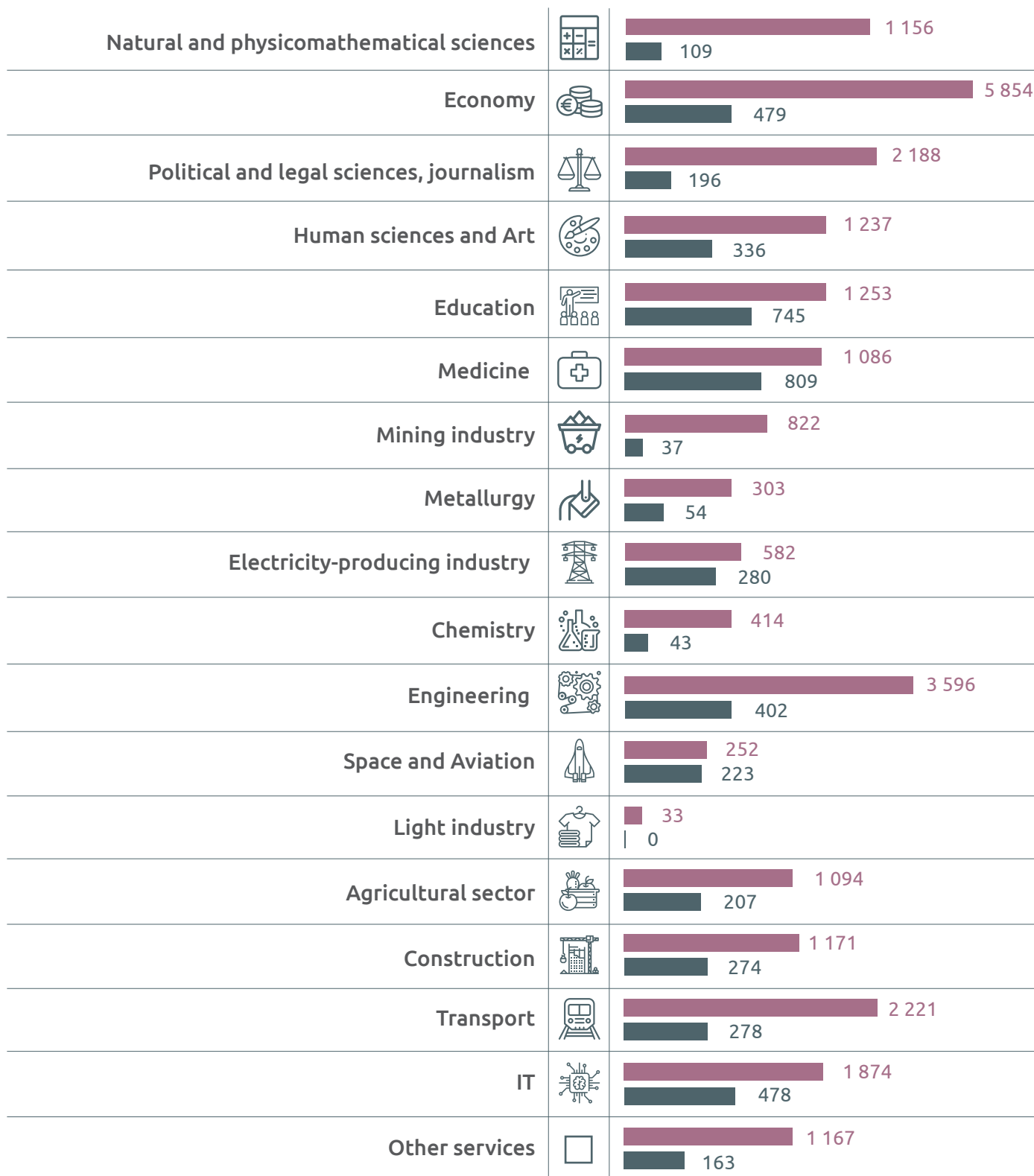
Unified social tax:	22%
Natural persons tax:	18%
Military levy:	1.5%



MEDICAL LEAVE TERMS OF PAYMENT

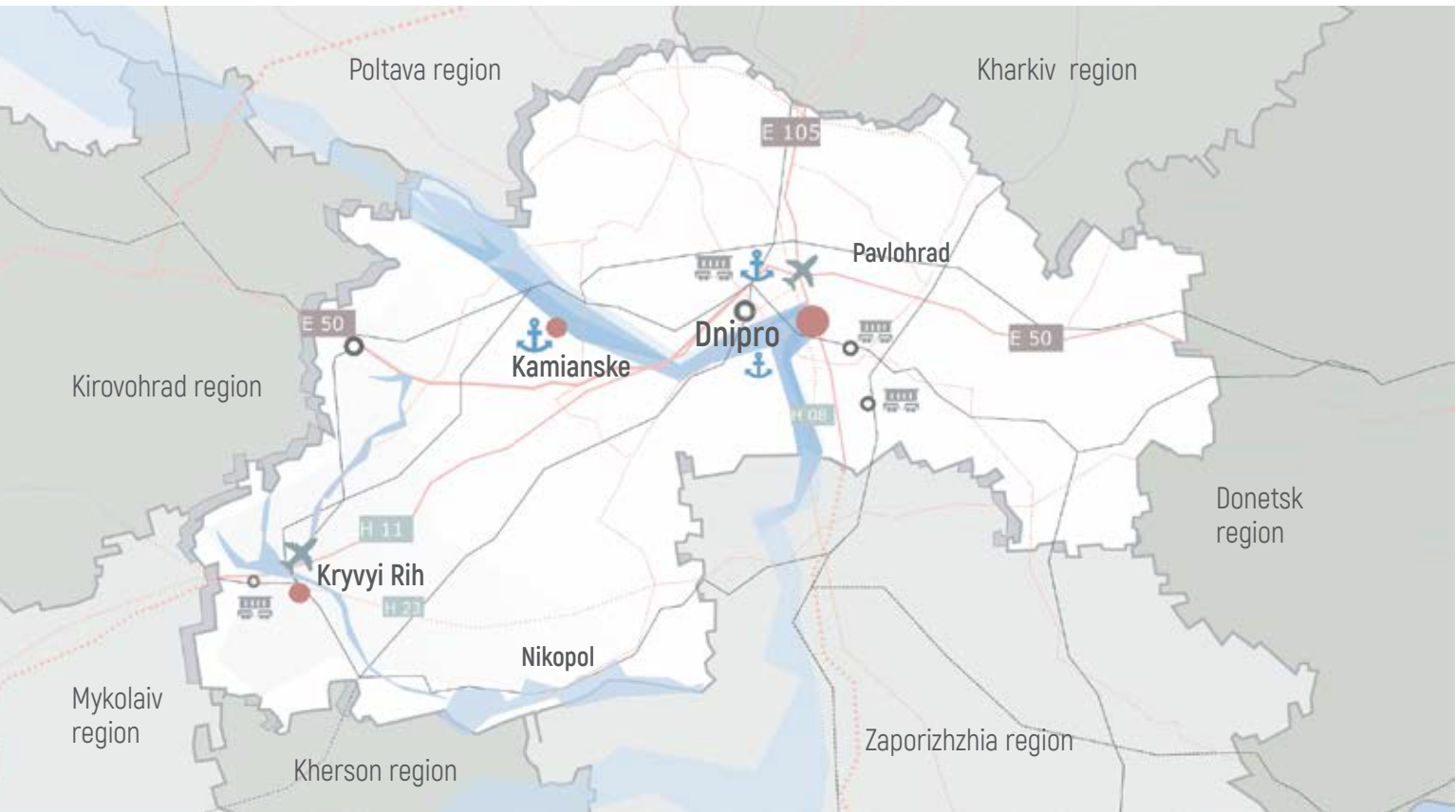
up to 3 years of work experience - up to **50%** of fixed salary is paid;
 from 3 to 5 years - **60%** of fixed salary;
 from 5 to 8 years - **70%** of fixed salary;
 from 8 years - **100%** of fixed salary.

Dnipropetrovsk region annually trains specialists in different spheres





REGION PROFILE
**Transport and logistic
infrastructure**



Road transport connection

The territory of Dnipropetrovsk region is crossed by two European routes E50 (Paris - Prague - Uzhhorod - Vinnytsia - Dnipro) and E105 (Kirkenes (Norway) Kharkiv - Novomoskovsk - Simferopol).

Three national highways H11 (Dnipro - Mykolaiv - Odesa), H08 (Dnipro - Kyiv), H23 Kropyvnytskyi - Kryvyi Rih, Nikopol - Zaporizhzhia) connect Dnipropetrovsk region with the seaports, capital and the industrial centers of the region. Dnipro is the largest transportation hub of the region.

The highways network connects it with all towns and urban-type settlement of the region and other regions of Ukraine. The volume of transported cargo in 2017 amounted to 324 mln tons.



Highway transportation ports

There are 6 highway transportation ports in the territory of the region, which provide customs clearance, storage and transshipment of goods:

- «Autoport Yuzhnyi», LLC;
- «Agrosoyuz-Terminal», LLC www.asterminal.com.ua;
- «Metenergomash», LLC www.mem.dp.ua;
- «Dnepr Logistic Service», LLC;
- PE «Brok-Alliance»;
- Branch of Transport Service Center «Liski» on Prydniprovsk railway www.liski.ua.



Railway transportation service

The railway transportation is the main mode of Dnipropetrovsk region transport. By saturation with railways, the region is the leader in the state, the network of railway tracks is 1 023.7 km.

The operator of the railway transportation service in Dnipropetrovsk region is the regional branch «Prydniprovskia Railway» owned by the PJSC «Ukrainian Railways».

The volume of transported goods in 2018 amounted to 83 mln tons.



Railway hubs

Dnipro branch of «Center of Transport Service «Liski» of the Ukrainian Railways Public Joint Stock Company www.liski.ua includes a network of rail freight terminals that offer:

- customs complex with the representatives of state customs control, environmental and phytosanitary control;
- arrival place of highway transport with cargo under customs control;
- covered warehouse hangar type;
- platforms for the processing of heavy goods which is equipped with gantry cranes (with the possibility of connecting an electromagnetic washer to unload metal from gondola cars);
- platforms for processing 3-tons, 5-tons, 20-tons, 40-foot containers.

All cargo facilities have the ability to simultaneously service rail and road vehicles. To meet the needs of customers, the department has production sites in such cities of Dnipropetrovsk region as: Kamianske, Pavlohrad, Novomoskovsk, Synelnykove and settlements: Pokrovka, Vasylykivka, Partyzanske.



River transport

From north to south, Dnipropetrovsk region is crossed by the main water artery of the country the Dnieper river.

The river port of the region are:

- «Ukrrihflot», JSSC www.urf.ua (Dnipro, Nikopol);
- «River port», PJSC www.rechport.pat.ua (Kamianske);
- Freight terminal of «Grain-Transshipment», LLC (Dnipro);
- Freight terminal of «Aquarelle», LLC www.aquarelle.net.ua (Dnipro).

The structure of «Ukrrihflot», JSSC includes a shipbuilding and shiprepairing enterprise, which provides vessels with technical maintenance, grain elevator, which renders services for acceptance and shipping, concentration and storage of grain, oilseeds and industrial crops.

The Container line «Tavria Line» is the first Ukrainian line that delivers cargo in sea containers to the central region of Ukraine - Dnipropetrovsk region, using its own vessels. Tavria Line operates in the direction of Constanta (Romania) – Dnipro (cargo terminal «Aquarelle», LLC).

The vessels of the «river-sea» type provide direct international cargo transportation with access to the Black, Marmara and Mediterranean seas. Moreover, a promising trend is actively developing - it is a cabotage transportation of containers between the ports of the Black Sea and river ports of the Dnieper river. The region has the largest river ports of Ukraine, which fully meets the needs of adjacent industrial regions in the transportation, storage of various cargoes: metal, grain, coal, raw materials for building materials, containers, etc. Dnipropetrovsk Investment Agency offers sites for investment projects in the field of port infrastructure.



Air transport

Dnipropetrovsk region has two international airports and cargo terminal that connect the region with countries of the far and near abroad. The international airport «Dnipropetrovsk» (DNK) is «4C» class. Runway strip: length - 2850 m, width - 44 m. The international air transportations are carried out by aircrafts of Boeing, Airbus, Embraer, AN and others. The airport accepts helicopters and light aircraft of all types, around the clock. There is 1 operating terminal with an acceptance rate of 700 passengers per hour.

It is planned to reconstruct the airport complex to expand the geography of flights and attract leading international airlines to the region.

The international airport «Kryvyi Rih» (KWG) is «B» class, with a terminal for 200 passengers per hour.

The cargo terminal of Aviation Transport Company «Yuzhmashavia» provides transshipment and customs clearance of goods. The Aviation Transport Company «Yuzhmashavia» has its own cargo aircraft.

Dnipropetrovsk Investment Agency offers investment projects for the creation of a cargo HUB and business terminal in the territory of ATC «Yuzhmashavia» at the airport «Dnipro».



Pipeline transportation

In the territory of Dnipropetrovsk region there are main pipelines and compressor complexes for the transportation of ammonia, natural gas and oil, which are used by the enterprises of the region. This transport pipeline network makes it possible to provide the necessary raw materials for an enterprise producing fertilizers, chemical products, liquefied gas, as well as refined products, the import of which occupies a significant share of the Ukrainian market.



Communications

The telecommunication infrastructure is successfully developing in the region. There is a creation of fiber-optic and wireless data transmission channels, providing high-quality telecommunications services to all consumers in the region. The area is provided with mobile communication in GSM and CDMA. Most of the territories are covered by high-speed wireless Internet using 3G / 4G technology.

The background of the image consists of several overlapping computer screens displaying financial market data. The screens show various types of charts, including line graphs and candlestick patterns, along with data tables. The text is overlaid on these screens in a large, white, sans-serif font. The overall color scheme is dark and monochromatic, with the white text providing high contrast.

ECONOMY IN NUMBERS

INDUSTRY

AGRICULTURAL SECTOR

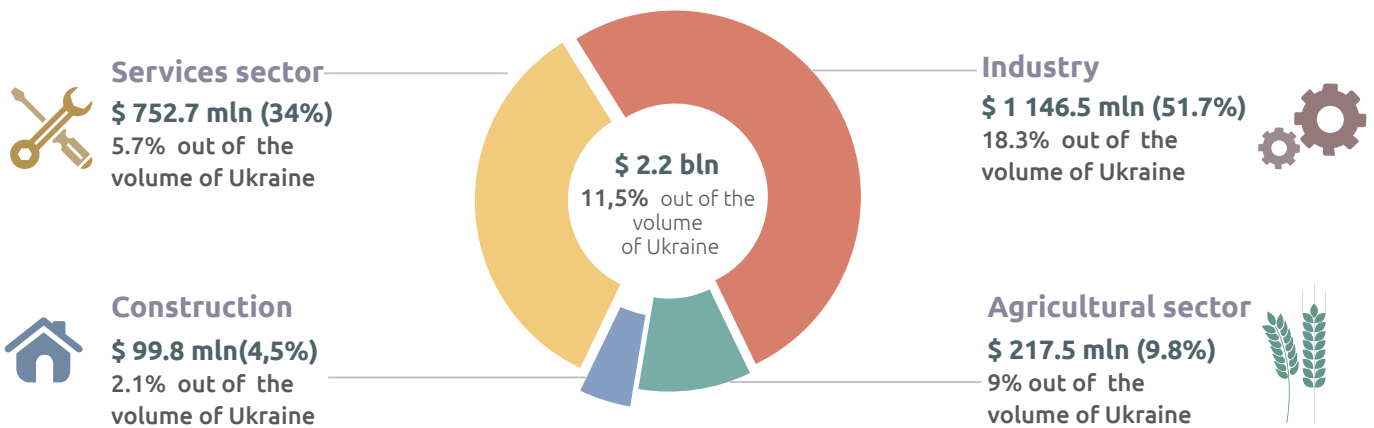
CONSTRUCTION

SERVICES SECTOR

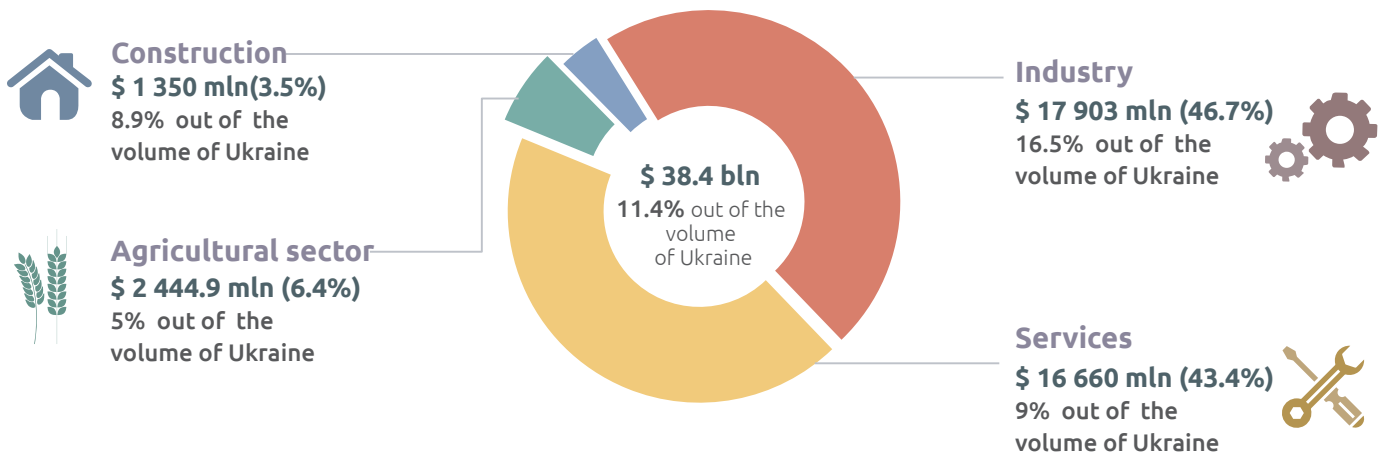
Dnipropetrovsk region is an economically developed and investment-attractive region of Ukraine, providing more than **11%** of the country's economy. The region is characterized by a powerful industrial and scientific potential, developed agro-industrial complex, logistics and energy infrastructure.



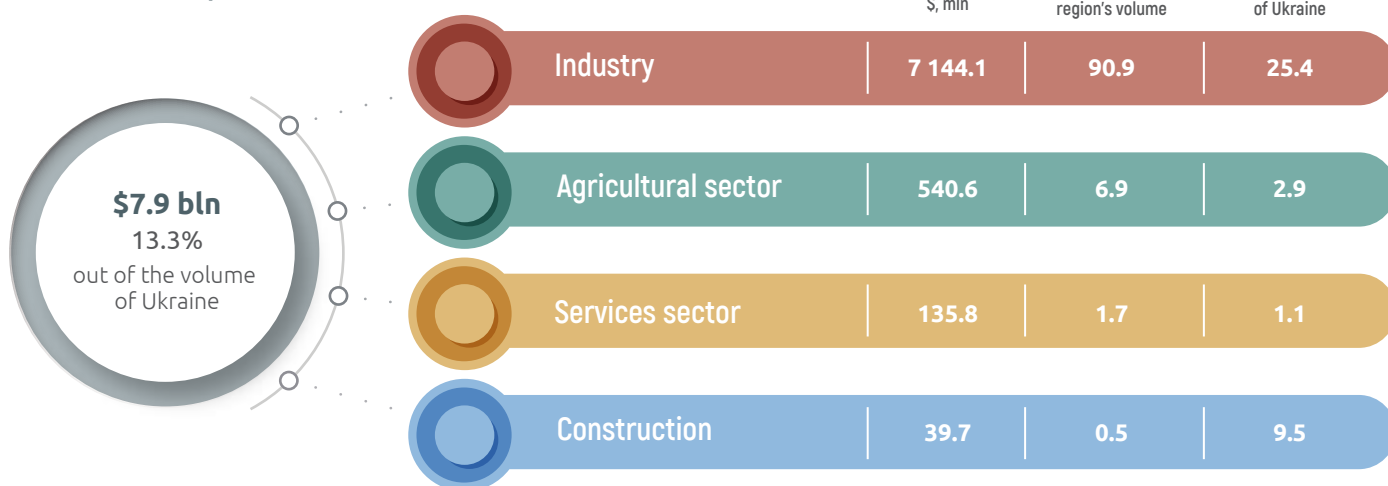
Capital investments by economy sectors in 2018




Volume of sold products by economy sectors in 2018



Sectoral export structure in 2018



Sectoral import structure in 2018



The main countries-trade partners of the region



The economy structure of Dnipropetrovsk region is presented sectorally:


Industry - metallurgy, mineral resources, electricity-producing industry, chemistry, rubber and polymeric products, engineering, light industry;

Agricultural sector - growing, storage and processing of crop and animal farming products, food industry, production of agricultural machinery and equipment;

Construction - construction materials and works;

Services sector - scientific and innovative activity, financial and insurance services, logistics services, trade and IT.

ECONOMY IN NUMBERS INDUSTRY












Dnipropetrovsk region is the **first** in Ukraine in terms of sold industrial products - it is **16.5%** (\$ **17.9 bln**) and about **50%** out of all sold products in the region.

The volume of capital investment in the industrial sector was \$ **1146.5 mln** and it has demonstrated a positive growth rate of **24.4%** compared to the previous year.

The share of the region's capital investments in the industrial sector exceeds **18%** of the industrial capital investments volume of Ukraine and more than **50%** of the total amount of investments into the region's economy.

The volume of sold industrial products in 2018
\$, mln (% out of the total region's volume)








The volume of capital investments in industry in 2018
\$, mln (% out of the total region's volume)

Total	17 903.3	1146.5
 Metallurgy	7 472.9 (41.7%)	436.1 (38%)
 Mineral resources	4 901.8 (27.4%)	541.9 (47.3%)
 Electricity-producing industry	1 790.5 (10%)	72.8 (6.3%)
 Engineering	613.9 (3.4%)	20.8 (1.8%)
 Rubber and polymeric products	505.7 (2.8%)	13.4 (1.2%)
 Chemistry	286.2 (1.6%)	25.2 (2.2%)
 Light industry	265.3 (1.5%)	3.4 (0.3%)
 Paper and cardboard	66.5 (0.4%)	6 (0.5%)
 Other	2 000.4 (11.2%)	26.9 (2.4%)

90 % of the region's foreign economic activity is provided by the industrial sector. Dnipropetrovsk region is the **second** among the Ukrainian regions in terms of exports. More than half of the industrial output is exported, providing a surplus of foreign trade.

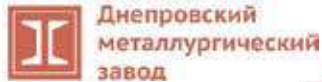
 EXPORT

 IMPORT

EXPORT			IMPORT				
\$, mln	% out of the total region's volume	% out of the volume of Ukraine			\$, mln	% out of the total region's volume	% out of the volume of Ukraine
7 144.1		25.4	TOTAL		4 727.7		10
4 255.9	59.6	36.6		Metallurgy	668.7	14.1	18.7
1 891.4	26.5	50.5		Mineral resources extraction	1 686.2	35.7	11.9
304.7	4.3	5.7		Engineering	893.7	18.9	5.8
301.6	4.2			Electrical power	-	-	-
171.1	2.4	10.5		Chemistry	614.8	13	8.7
74.1	1	3.6		Light industry	372.2	7.9	10.5
59.7	0.8	8.6		Polymer and rubber materials	420.4	8.9	11.8
59.7	0.8	12.4		Paper and cardboard	-	-	-
25.9	0.4	2.1		Other	71.7	1.5	5.6

The largest enterprises-investors in the industrial sector

Metallurgy



Chemistry



НПО «Павлоградський хімічний завод»



Engineering



ГП «ПО ЮМЗ ім. А.М. Макарова»



ОАО «Верхнеднепровський машинобудівний завод»




ПАО «Дизельний завод»




ПАО «Дніпропетровський стрелочний завод»

Mineral deposits



ЮГОК
ДТЕК
Павлоградуголь



Electricity-producing industry



ГП «УНИКТИ «ДИНТЭМ»



Light industry



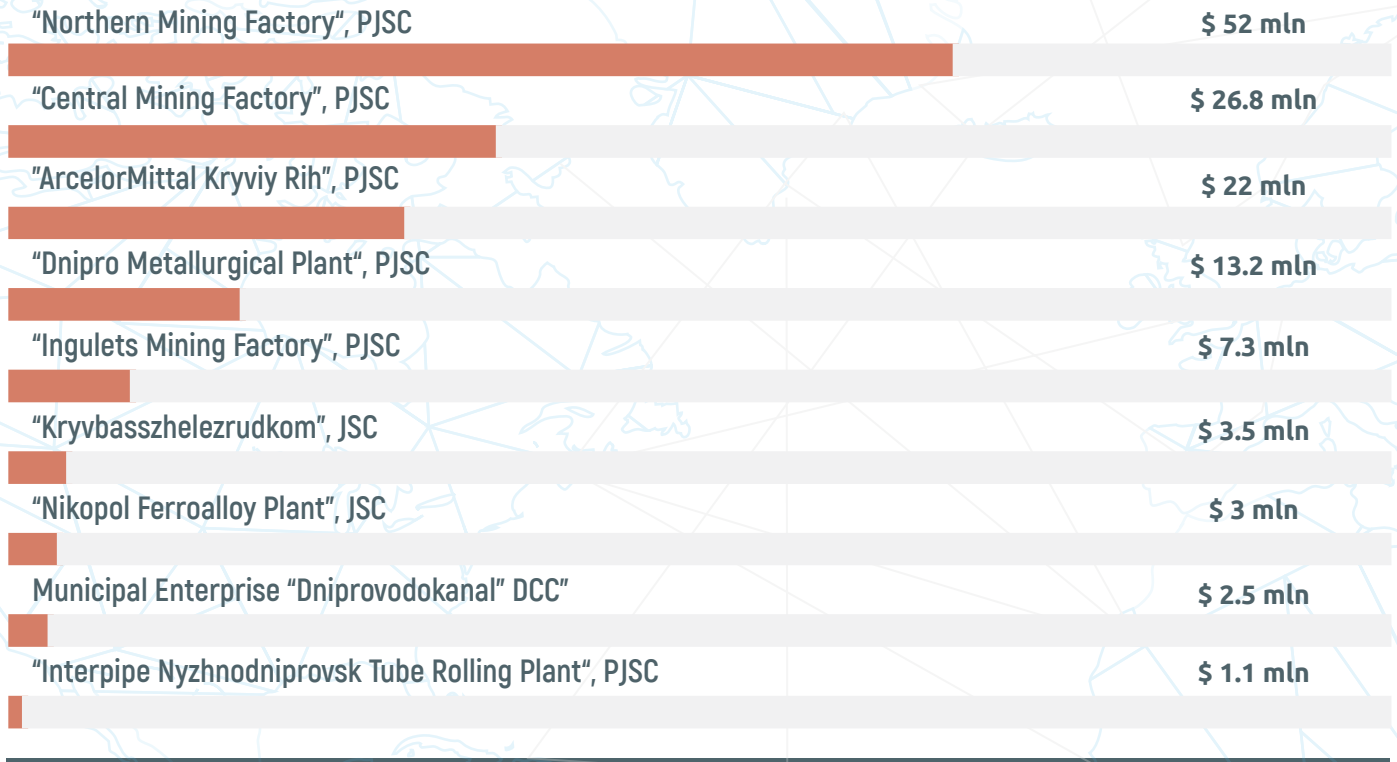
GIULIA™

Week
Український бренд


The enterprises' investments for their modernization, new production lines construction, equipment and specialized machinery purchase and solar power plants construction, which were attracted in 2018 (the information was obtained from Regional statistics department).

Despite the constant increase in the volume of industrial production, the region's enterprises make a significant contribution.

● **investment in ecology**



capital investment from \$ 10 mln to \$ 300 mln













ECONOMY IN NUMBERS
AGRICULTURAL
SECTOR








The agro-industrial complex is in the **third place** in the region economy by volume of sold products. Its volume is **\$ 2.4 mln** (5% out of the total volume of Ukraine) and shows an increase of 18.4% compared to 2018).

The capital investments amounted to \$ 217.5 mln (growth of 17.7% by 2017), more than half of which were invested in crop farming.

The volume of sold agricultural products in 2018

TOTAL	\$ 2 444.9 mln	\$ mln	% out of the total region's volume
 Crop farming (grain crops (except rice), leguminous crops and oilseeds, vegetables, melons and gourds, root vegetables, tuber-bearing plants)		787.7	32.2
 Production of oils and animal grease		520.4	21.3
 Production of meat and meat products		512.1	20.9
 Production of food products		252	10.3
 Fertilizers		184.5	7.6
 Animal farming (cattle, pigs, domestic fowl)		93.5	3.8
 Production of agricultural machinery and equipment		26.4	1.1
 Other		68.3	2.8













The volume of capital investments in agro-industrial complex in 2018

TOTAL	\$ 217.5 mln	\$ mln	% out of the total region's volume
 Crop farming (grain crops (except rice), leguminous crops and oilseeds, vegetables, melons and gourds, root vegetables, tuber-bearing plants)		103.8	47.7
 Production of meat and meat products		53.3	24.5
 Production of food products		41	18.9
 Animal farming (cattle, pigs, domestic fowl)		8.7	4
 Production of oils and animal grease		4.8	2.2
 Production of agricultural machinery and equipment		0.9	0.4
 Other		5	2.3













The share of agro-industrial products export/import is almost 8% of the total region's volume, bringing the industry to the second place. At the same time, a significant part of the proceeds is returned abroad for the agricultural machinery and equipment purchase.

The surplus of the region's agro-industrial sector demonstrates its export-oriented development.

Export branch structure in 2018

	\$ mln	% out of the total region's volume	% out of the volume of Ukraine
TOTAL	540.6		2.9
 Sunflower-seed oil	279.8	51.8	6.2
 Grain crops	61.8	11.4	0.9
 Seeds and fruits of oil plants	36.9	6.8	1.9
 Pet food	32.5	6	2.7
 Fertilizers	25.5	4.7	36.2
 Different food products	22.4	4.1	17
 Flour, cereals, bakery products	20.3	3.8	4.6
 Meat and by-products	16.7	3.1	2.6
 Milk and dairy products, poultry eggs, honey	11.7	2.2	2.4
 Cocoa and cocoa preparations	11.4	2.1	5.6
 Edible fruits and nuts	5.1	0.9	2.2
 Other	16.5	3.1	1.6

Import branch structure in 2018

		\$ mln	% out of the total region's volume	% out of the volume of Ukraine
TOTAL		462		1.3
	Agricultural machinery and equipment	69.9	15.1	5.4
	Fats and oils	61.5	13.3	23
	Food products	59.1	12.8	7.8
	Alcoholic and nonalcoholic beverages	45.1	9.8	9.2
	Coffee, tea, cocoa	37.1	8	5.8
	Fish and crustaceans	27.5	5.9	5
	Edible fruits, nuts and peanuts	26.6	5.8	5.1
	Meat and by-products	23.7	5.1	14.1
	Seeds and fruits of oil plants	22.2	4.8	5.6
	Finished products from grain	16.6	3.6	10.8
	Fertilizers	16	3.5	1.6
	Other	56.7	12.3	4.9

Large region enterprises in the agro-industrial sector

Food industry



Agricultural engineering



Crop farming, mineral fertilizers



«Dniprovskiy starch integrated plant», PJSC



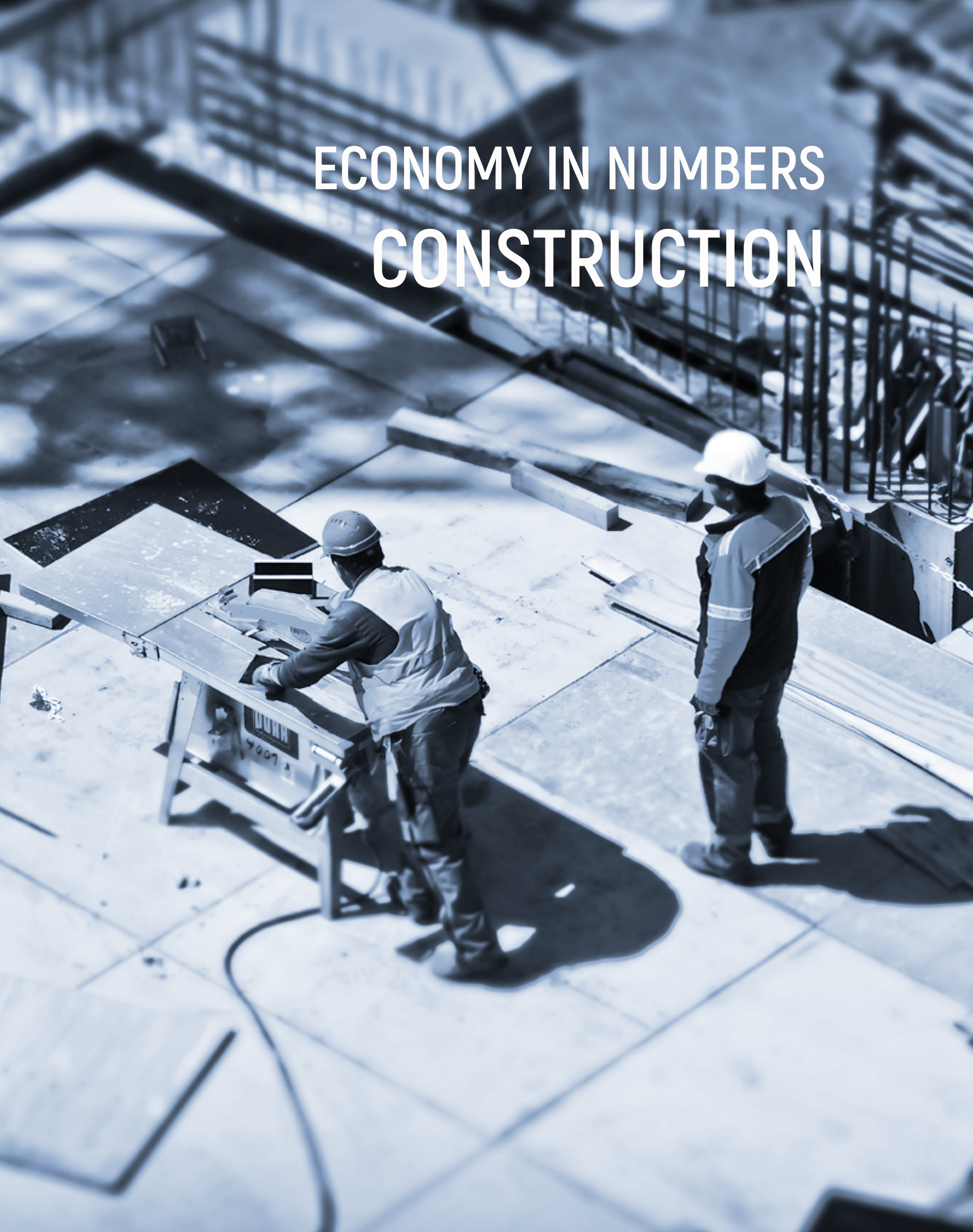
Ristone Holdings



Animal farming



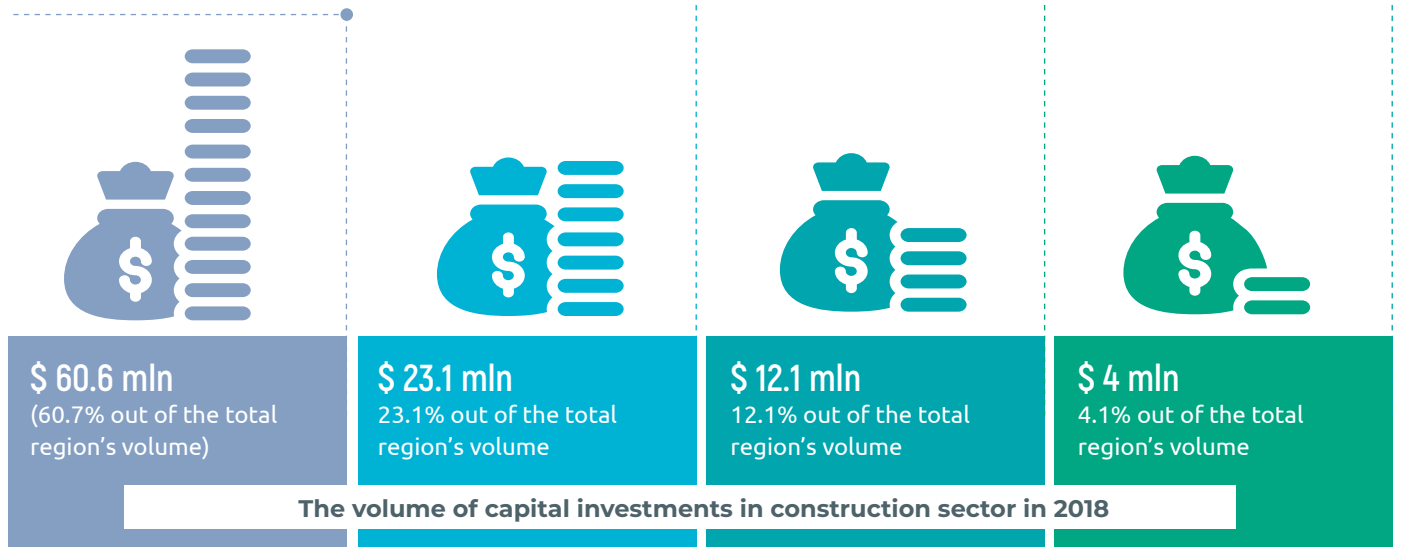
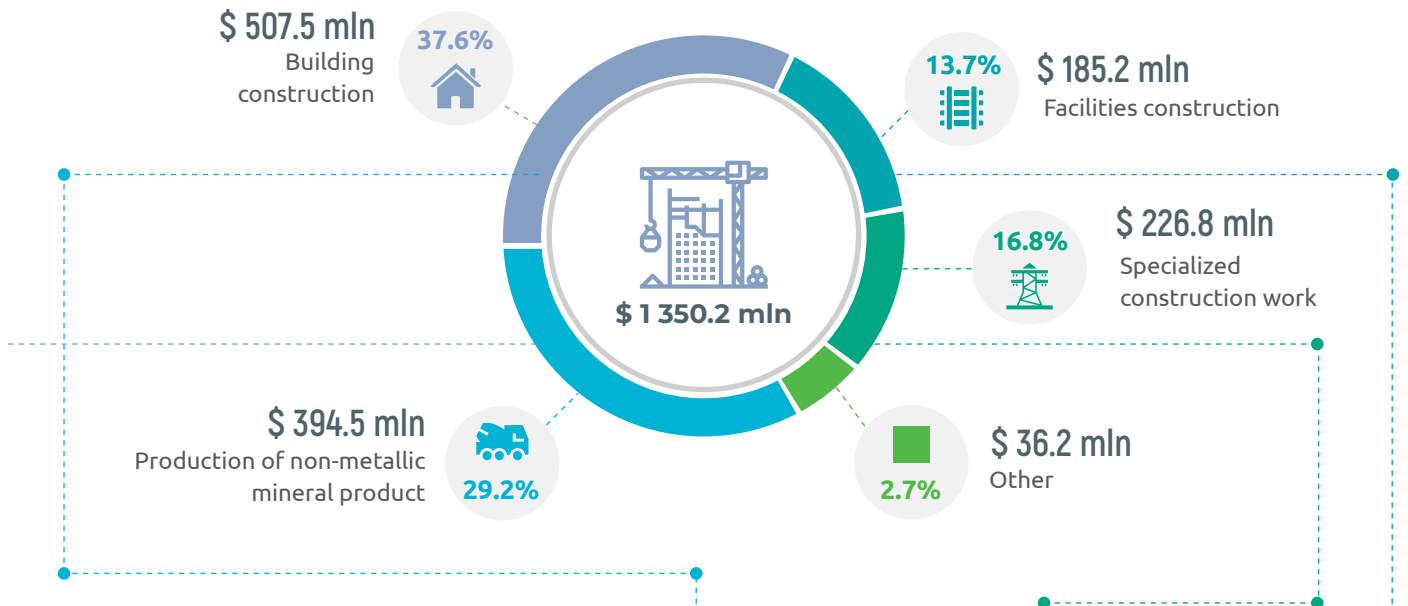
ECONOMY IN NUMBERS CONSTRUCTION



The growth of Dnipropetrovsk region's construction sector was 28.2% in 2018. The region takes the third place among the Ukrainian regions in terms of sold products and completed construction works volumes, the sum of which for 2018 was \$ 1 350.2 mln.

The capital investments in this period amounted to \$ 99.8 mln, half of which was invested in the production of non-metallic mineral products.





The volume of construction products and completed works in 2018







The volume of capital investments in construction sector in 2018

The region takes up a leading position in Ukraine in the construction materials export (9.5%) and has a growth trend. The export of stone, gypsum, cement and glass products increased by more than 30% compared to 2017.

About than half of the construction industry export volume in the region falls on ceramic products.

Export branch structure in 2018		\$ mln	% out of the volume of Ukraine	% out of the total region's volume
TOTAL		\$ 39.7	9.5	
	Ceramic products	18.7	13.5	47.1
	Glass articles	14.4	9	36.3
	Products from stone, gypsum, cement	5	4.8	12.6
	Construction	1.6	1	4

Import branch structure in 2018		\$ mln	% out of the volume of Ukraine	% out of the total region's volume
TOTAL		\$ 126	16.4	
	Products from stone, gypsum, cement	66.6	28.4	52.9
	Glass	29.7	9.4	23.5
	Ceramic products	29.5	13.8	23.4
	Construction	0.2	0.3	0.2

Available housing structure

Total housing stock: - 77.3 mln m²

Cities



62.3 mln m²

Rural area



1.5 mln m²

The average cost of housing in Dnipro

Apartments	Central part \$/m ²	Suburbs \$/m ²
1-room	170	96
2-rooms	230	130
3-rooms	250	150
4-rooms	270	180

The average cost of accomodation (house),
taking into account the land plot value (\$) per m²

In Dnipro	700 - 1 200
in the suburbs of Dnipro	400 - 500

The average cost of renting industrial premises

1.2 \$/m²

The average cost of housing in the primary market
(in Dnipro)

Apartments	Central part \$/m ²	Suburbs \$/m ²
1-rooms	850 - 1 000	350 - 550
2-rooms	850 - 1 000	350 - 550
3-rooms	850 - 1 000	350 - 550
4-rooms	850 - 1 000	350 - 550

The average cost of renting industrial premises

Class A	15
Class B	10
Class C	3.8
Class D	2.7
Average rental cost for office premises	7.8

The average cost of housing in the secondary market (in Dnipro)

Apartments (\$)	Central part (\$)	Suburbs (\$)
1-room	17 000 - 30 000	12 000 - 16 000
2-rooms	27 000 - 40 000	17 000 - 20 000
3-rooms	45 000 - 70 000	19 000 - 23 000
4-rooms	± 100 000	22 000 - 25 000

ECONOMY IN NUMBERS

SERVICES SECTOR

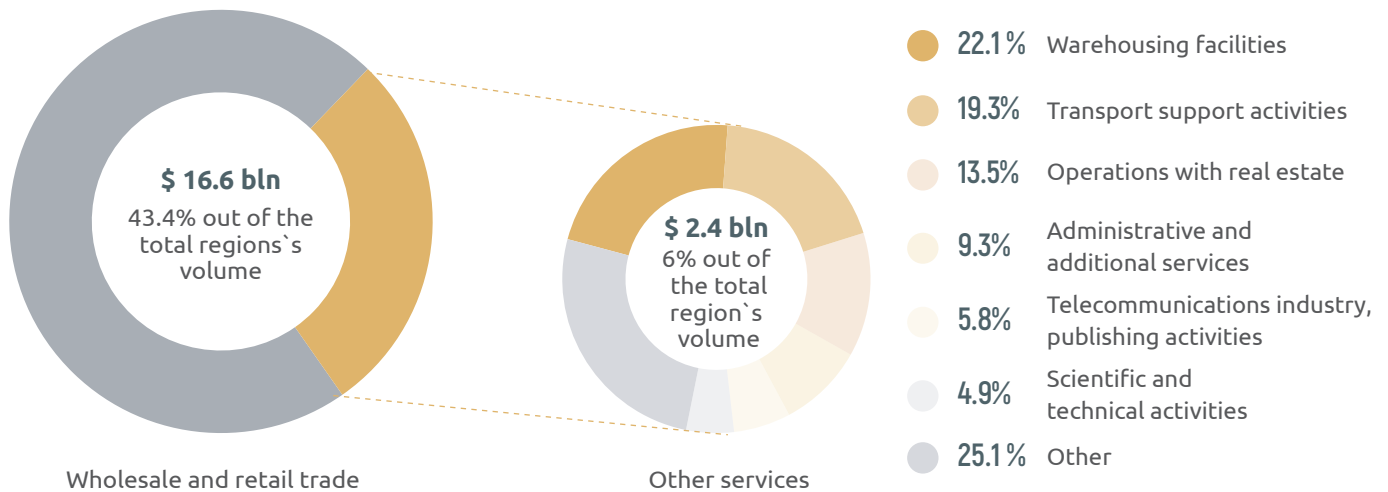


The service sector occupies **43.4%** of the region's economy, bringing the region to the third place among the Ukrainian regions (9% of the Ukrainian indicator). Wholesale and retail trade, repair of motor vehicles is **37.2%** out of the total region's volume and occupies the leading position in Ukraine (**10.6%** of the Ukrainian indicator).

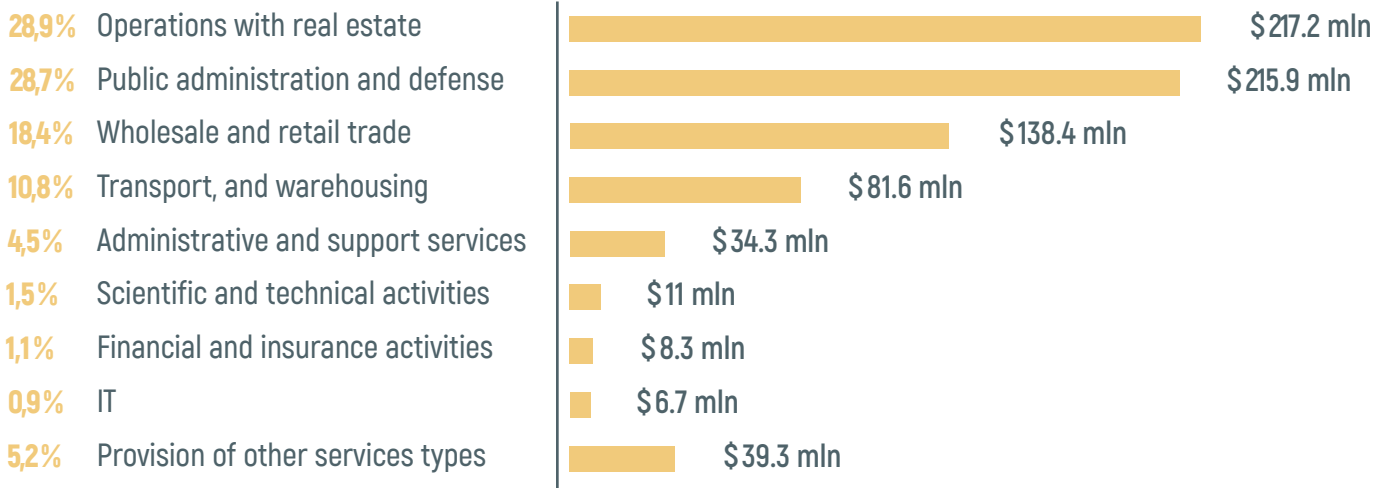
The growth of Dnipropetrovsk region services sector in 2018 was **18%**.

The dynamics of capital investments has a positive trend, demonstrating an increase of **32.4%** compared to 2017.















Volume of sold services in 2018



Volume of services sector capital investments in 2018



TOTAL: \$ 752.7 mln

Volume of sold services in 2018	\$ mln	% out of the total region's volume	% out of the volume of Ukraine
Total	2 382		4.7
 Transport	459.1	19.3	6
 Warehousing facilities and transport support activities	527.2	22.1	10.5
 Telecommunications industry, publishing activities, motion picture production	137.7	5.8	4.2
 IT	80.5	3.4	4.1
 Business consulting	52.2	2.2	6.3
 Engineering activities	37.9	1.6	6.3
 Scientific researches and developments	117.8	4.9	29.1
 Market trends research and advertising activities	21.8	0.9	1.7
 Activities in the field of administrative and additional services	222.4	9.3	11
 Education, health care maintaining	100.5	4.2	6.8
 Operations with real estate	321.1	13.5	13.5
 Financial and insurance activities	104.1	4.4	2.9
 Temporary accommodation and catering service	81.9	3.4	7.7
 Other	117.8	4.9	

The service sector ranks third in the region's foreign economic activity.










The export of current repair and maintenance services increased by **3 times** compared with the last year.

The export of transport services demonstrates a huge demand, namely: the export of railway transport services increased by **31.1%** compared to 2017.

Export and import branch structure in 2018

↑ EXPORT

↓ IMPORT

\$ mln	% out of the volume of Ukraine	% out of the total region's volume	Total	\$ mln	% out of the volume of Ukraine	% out of the total region's volume
\$135.8 mln 1.1				\$ 231.5 mln 4		
48.1	0.8	35.4	 Transport services	44.9	3.2	19.4
47.4	2.4	34.9	 IT	19.8	4.6	8.5
14.2	1.4	10.4	 Business services	53.9	4.4	23.3
8.9	3.7	6.6	 Repair and maintenance services	10.2	12.9	4.4
8.5	3	6.5	 Travel services	6.2	0.6	2.7
4.4	0.2	3.2	 Processing of material resources	-	-	-
1.6	1.5	1.1	 Financial activity services	6.7	1.5	2.9
-	-	-	 Royalties and other services related to the intellectual property usage	85.9	18.2	37.1
2.7	1	1.9	 Other services	3.9	0.3	1.7

Dnipro is one of the largest IT-hubs in the country and makes the TOP 5 of Ukraine cities in terms of the IT industry development level. More than 378 IT-companies operate in the region. In addition to international IT outsourcing, which is sponsored by such well-known brands as Procter & Gamble, Santander, Iron Mountain, Siemens, AMD, AUTODESK, Swissquote, dozens of leading companies and startups are concentrated in the city, specialized training directions in universities are developed and hundreds of events related to the information technologies sphere are held.

One of the largest international Ukraine IT-conferences - ITEM Business & Technology is held annually in Dnipro. The experts from companies-giants: Google, Facebook, Pinterest, Siemens, Microsoft, experts from the USA, Canada, Great Britain and other Europe countries have already visited the Conference as speakers.



There are about 16 thousand specialists in the region's IT-sector as of Mid-2019.



In 2018, the total part of the IT-industry turnover in the structure of gross regional product (GRP) amounted to 3%. With a positive dynamics, this indicator is expected to reach the value of 4.1%.



In the region there are 7 higher education institutions, which annually produce more than 1000 students in the areas related to IT. Dnipro universities are open to dialogue with the IT-business and specialized organizations, which contributes to increasing the IT-specialists number required for the market.

IT-specialists income distribution by duty positions

duty positions	The average salary	
Managers of the highest level	\$ 2 570	6.7%
Project Management Specialists	\$ 1 711	7.6%
Software Development Specialists	\$ 1 743	45.2%
Quality Assurance Specialists	\$ 1 190	13.8%
Other technical staff	\$ 1 282	7.1%
Other non-technical staff	\$ 986	19.7%

IT-specialists income distribution by skill level

skill level	The average salary	
Trainee	\$ 425	3%
Junior	\$ 627	24%
Middle	\$ 1 420	45.1%
Senior	\$ 2 435	27.9%
\$ 1 650	IT specialists average salary in Dnipropetrovsk region (2018)	

percentage of the total employed in the IT sector

In the annual ranking of the best IT-services providers "The Global Outsourcing 100" for 2018, there were 13 companies with offices in Ukraine, 6 of which have offices in Dnipropetrovsk region.



Clients of Dnipropetrovsk region IT enterprises are:



Most of the investments are in such areas of the industry:

	% out of the total region's volume		% out of the total region's volume
E-commerce	14.6%	Travel	4.8%
Medicine & Healthcare	9%	Automotive	4.5%
Banking & Finance	8.1%	Telecommunication	4.5%
Retail & Wholesale	7.8%	Construction	4.2%
Entertainment	7.3%	Security	3.9%
Education & Learning	6.7%	Sports & Leisure	3.6%
Media & Advertising	6.4%	Manufacturing	3.6%
Transportation & Logistics	4.8%	Other	1.4%
Insurance	4.8%		



IT Dnipro Community is an open public organization that counts 34 major Dnipro IT-companies.

Today, community members are **Archer Software, Archer Software, DataArt, Luxoft, Sitecore Ukraine, SoftServe, ISD, 111 Minutes, AMC Bridge, Dinarys, Emergn, Mobindustry, Yalantis, Level Up, Workrocks, WebiNerds, Daxx, iSKY.SOLUTIONS, RubyGarage, LANARS, Comparus, Civenty, Kaiiax, PF-Service, NuRD, Pacific NorthWest, STEP Computer Academy, HeadWorks, Ciklum, InfoReach, Valtech, Sistema, MCPP Zone, LivePage.**

IT Dnipro Community is working to implement systemic changes in Dnipropetrovsk region business environment, create favorable conditions for the IT-professionals work, development and improve the specialized education quality.

In the last two years of successful and effective work, the community has implemented more than 10 projects, among which there are necessary to distinguish: analytical research of Dnipro IT-market, IT Dnipro Conference and IT Biz MeetUp project, which not only promotes the IT-industry, but also improves region IT-Climat, interacting with IT-business.

Large enterprises in the service sector

Trade



Financial activities



Transport and logistic



IT-companies



Engineering

Scientific researches



Consultancy



TRADE AGREEMENTS TAXES AND PREFERENCES





EU (28 member states)

Valid as of:
January 1, 2016

Goal: ● ● ● ●



CANADA

Valid as of:
August 1, 2017

Goal: ● ●



CIS

Valid as of:
September 20, 2012

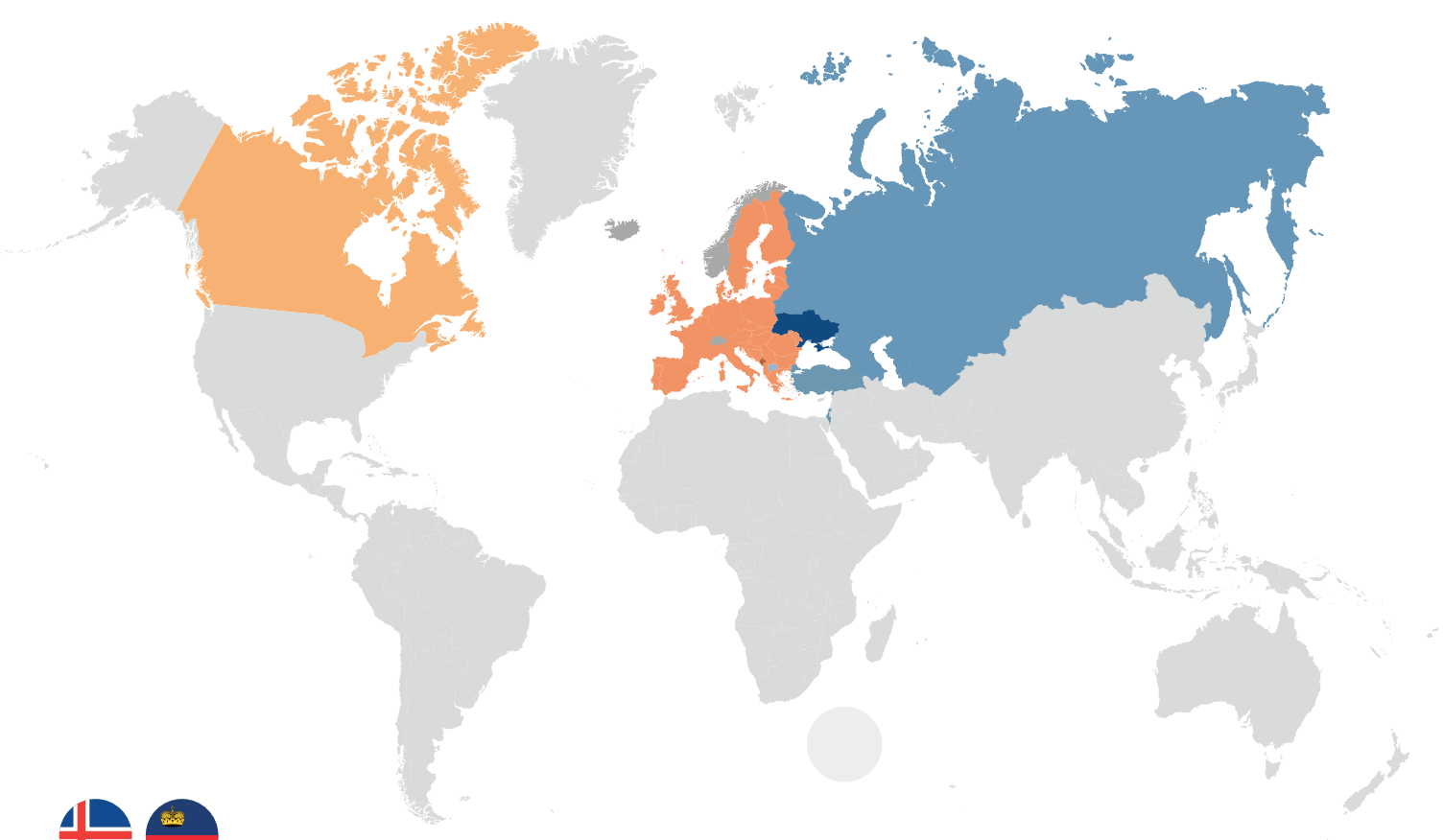
Goal: ●



ISRAEL

Valid as of:
January 21, 2018

Goal: ●



EUROPEAN FREE TRADE ASSOCIATION (EFTA)

[Iceland, Liechtenstein, Norway, Switzerland]

Valid as of: June 1, 2012

Goal: ● ● ●



MACEDONIA

Valid as of:
July 5, 2001

Goal: ●



MONTENEGRO

Valid as of:
January 1, 2013

Goal: ● ●



GEORGIA

Valid as of:
June 4, 1996

Goal: ●

The scope of free trade zone agreements:

● goods

● state procurements

● services

● gradual legislative approximation and economic integration with the EU

TRADE AGREEMENTS

The Government of Ukraine is working to achieve economic stability and restore growth. The State and institutional reforms on the adaptation of legislation to EU standards, positively affect on the business environment:

- in Doing Business ranking Ukraine rose to 71 place;
- in Paying taxes ranking Ukraine took 54 place.

The enterprises and companies located in the territory of Dnipropetrovsk region take all the benefits that provided:

- harmonized legislation and an expanded field of cooperation with the EU thanks to the associated membership of Ukraine in the European Union;
- investment protection in the framework of the Declaration on International Investment and transnational corporations and Ukraine's membership in the OECD;
- world trade standards and dispute settlement mechanisms due to Ukraine's membership in the World Trade Organization;
- compliance with the same rules of goods origin and products exports on a preferential basis using a diagonal cumulation system thanks to Ukraine's participation in the Pan-Euro-Mediterranean regional convention;
- simplified information exchange on products and services within the framework of Ukraine's participation in the EU program COSME;
- participation in the international events, thanks to the visa-free and simplified regime on the part of Ukraine for 64 leading world countries (EU, USA, Canada, Japan, Brazil, Turkey, Georgia, Kazakhstan, Korea, Switzerland, UAE, Qatar, Hong Kong, Great Britain, etc.);
- access to resources for the energy saving projects implementation in the framework of Ukraine's membership in the International Renewable Energy Agency (IRENA);
- elimination of customs duties and taxes, as well as quantitative restrictions in the mutual trade within the framework of 17 agreements on the free trade zone of Ukraine with 46 world countries, including the EU, EFTA, GUAM, Canada, etc.



TAXES

- Company income tax: **18%**.
- Value-added tax (VAT): **20%**.
- Unified social tax: **22% of the wage fund**.
- Personal income tax: **18% of the salary employed person**.
- Real estate tax: **up to 1.5% of the minimum wage per m²**.
- Land tax: **from 1 to 12% of the land normative monetary estimate**.

PREFERENCES



Exemption from VAT (20%) provided in case of

- IT products supply (operating system, entertainment or training programs (their components, copies), internet sites of online services, access to them, as well as any updates, applications, add-ons, etc. ;

Exemption from import duty:

- Investors who operate within the framework of production sharing agreements.
- Equipment for industrial, scientific, technical parks arrangement.*
- Equipment operating on renewable energy sources and energy-saving equipment.*
- Materials, units and aggregates for the agro-industrial complex.*



Local benefits (by decision of local government):

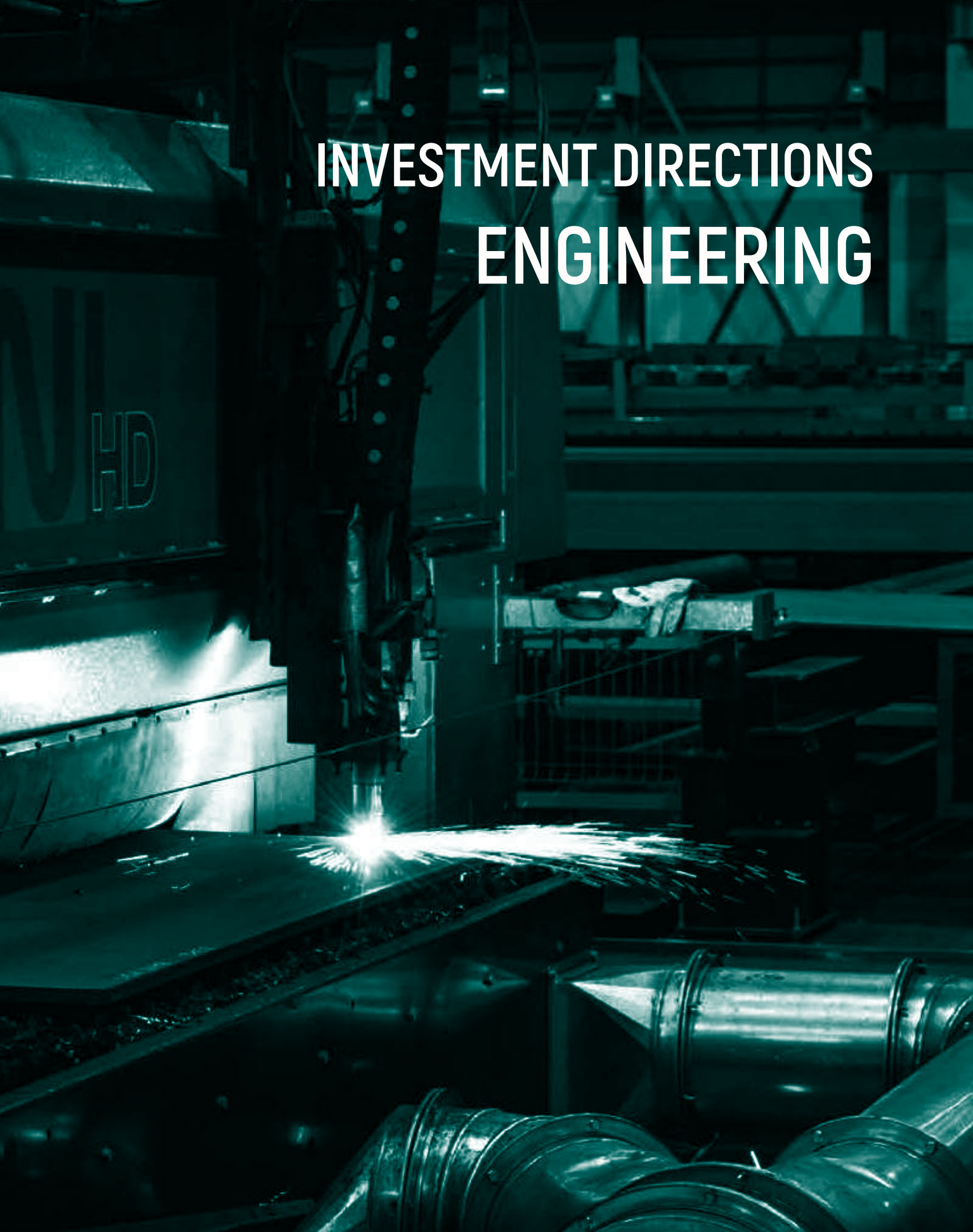
- Preferences regarding the real estate tax payment.
- Preferences regarding the land tax payment.
- Preferences regarding the leasehold ground rent.

* In the case when the similar equipment or materials are not produced in Ukraine.

INVESTMENT DIRECTIONS



INVESTMENT DIRECTIONS ENGINEERING

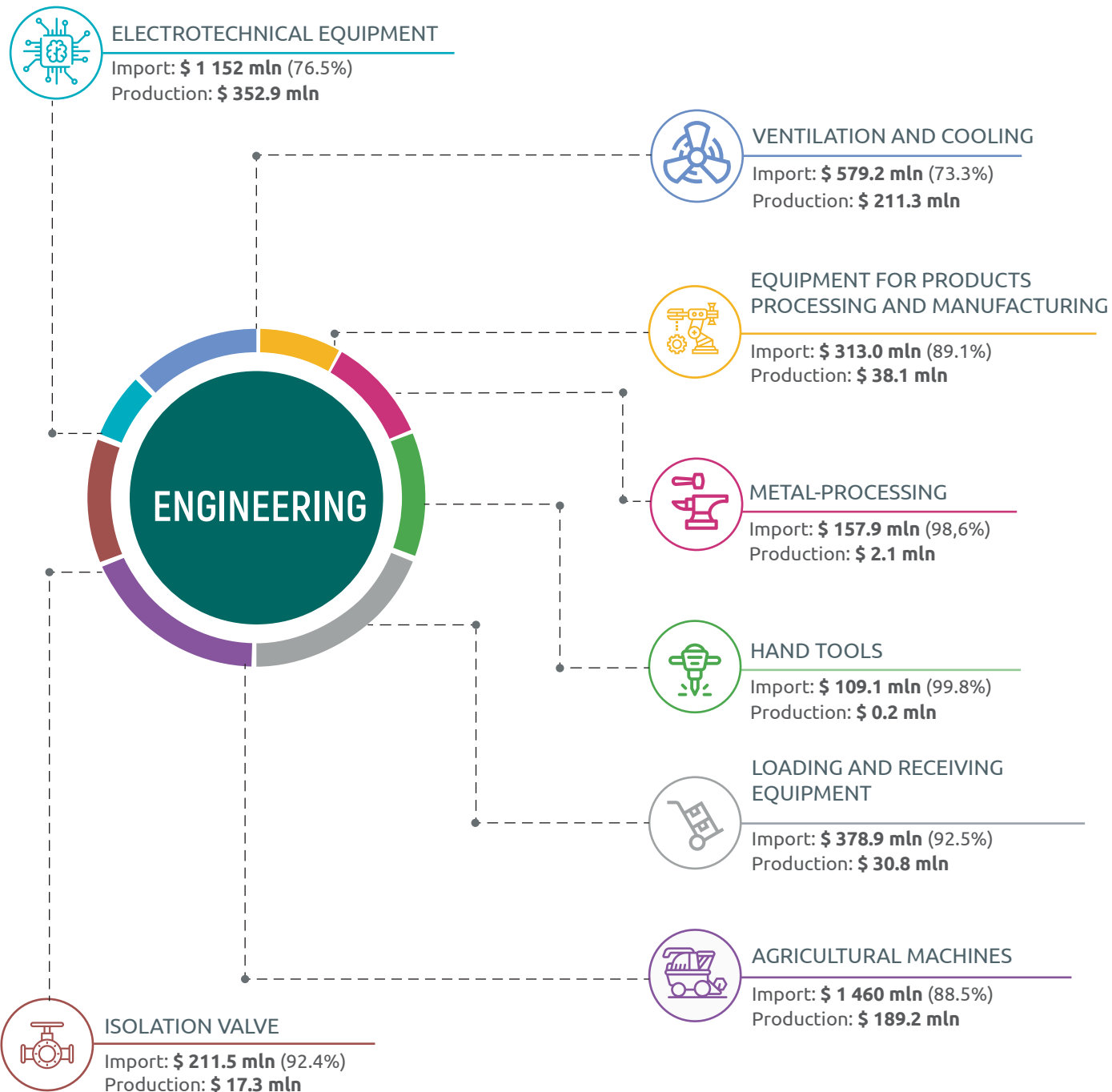


The volume of engineering sold products amounted to **\$ 613.9 mln (3.4% out of industrial sold products)**.





Capital investments - **\$ 20.8 mln (1.8% out of capital investments in industry)**.

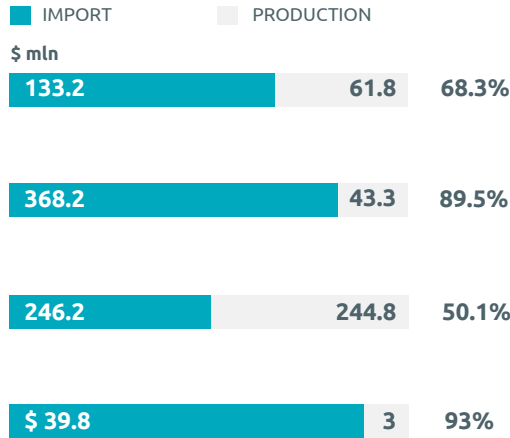
Engineering is based on the enterprises producing machinery and equipment for metallurgy, mining, agriculture, as well as railway transport, power engineering and rocket production.

Investment directions of Dnipropetrovsk region are formed taking into account the needs of industrial enterprises of both Ukraine and the region, research of scientific centers, region export potential, as well as the skilled staff concentration.



ELECTROTECHNICAL EQUIPMENT




-  GENERATORS
-  DEVICES FOR COMMUTATION
-  TRANSFORMERS
-  WELDING EQUIPMENT

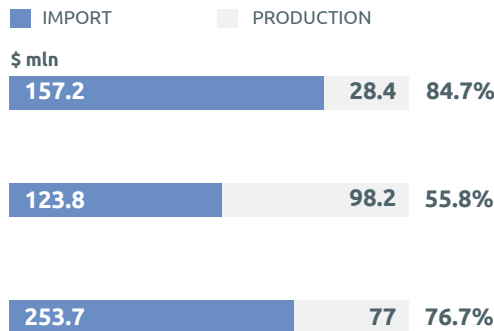


Core enterprises

- BEONTOP PRIVATE COMPANY
- DNIPROPETROVSK AGGREGATE PLANT, PJSC
- ELECTROGRAD, JSC
- DNIEPRORESOURCE, LTD

VENTILATION AND COOLING


-  VENTILATION
-  AIR CONDITIONING EQUIPMENT
-  REFRIGERATORS AND FREEZERS

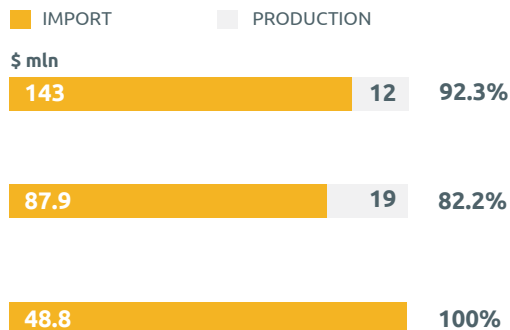


Core enterprises

- DNIPROPETROVSK FAN PLANT, LTD
- ASTRA, LTD
- NPKTS TEHMASHKOMPLEKS, LTD
- DNIPRO ELECTRICAL AND MECHANICAL PLANT, LLC

EQUIPMENT FOR PRODUCTS PROCESSING AND MANUFACTURING

-  EQUIPMENT FOR FILLING AND CORKAGE CONTAINERS
-  EQUIPMENT FOR INDUSTRIAL MANUFACTURING
-  FOOD PRODUCTS SHREDDING MACHINE



Core enterprises

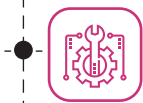
- PROCESSING COMMERCIAL ENTITY «BID», LTD
- GOVRPROM, LTD
- RESEARCH AND DEVELOPMENT ENTERPRISE «TECHINSERV», LLC
- PRODUCTION ENTERPRISE «DNIPROPETROVSK FOOD COMPANY «WAIZ», LTD



METAL - PROCESSING



WELDING OUTFITS



TRANSFORMERS



PRESSURE MACHINES



Core enterprises

WEBER COMECHANICS UKRAINE, LTD

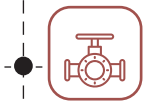
STANKOSTROITEL, LTD

VOLEV COMPANY, LTD

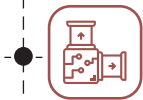
DNIPRO ELECTRICAL AND MECHANICAL PLANT, LLC



ISOLATION VALVE



VALVES



TAPS AND STOP-VALVES



ELEMENTS



Core enterprises

SCIENTIFIC-COMMERCIAL ENTITY «DNIPRO», LTD

STEEL REINFORCEMENT PLANT «ADMIRAL», LTD

«M-LIT» NIKOPOL PIPE FITTINGS PLANT, LTD



LOADING AND RECEIVING EQUIPMENT



CARJACKERS



ESCALATORS



ELEVATORS



Core enterprises

DIASON, LLC

EQUIPTECH, LTD

RESEARCH AND DEVELOPMENT ENTERPRISE «PROMECOLOGIA LTD», LTD

HAND TOOLS



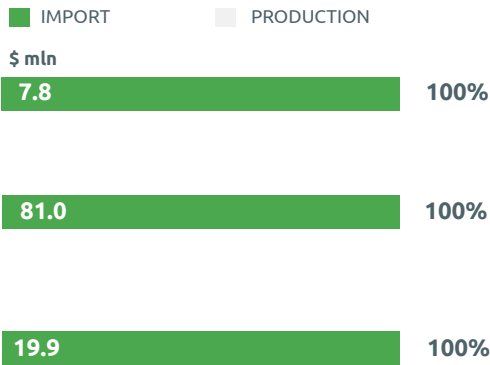
PERFORATORS



SAWS



DRILLS



Core enterprises

DNIPROPETROVSK PLANT OF SPECIAL TOOLS AND CALIBERS «TECHNOPROGRESS»

SCIENTIFIC AND TECHNICAL CENTER «INDUSTRIAL EQUIPMENT AND TECHNOLOGIES», LTD

DNIPRO ELECTRICAL AND MECHANICAL PLANT, LLC

AGRICULTURAL MACHINES



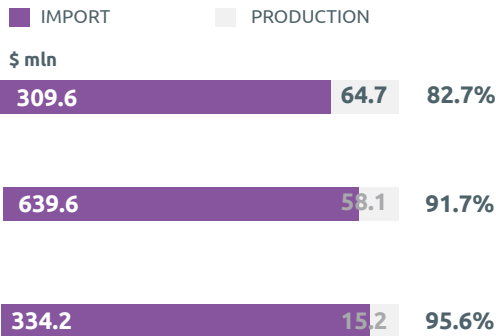
MACHINES FOR TILLAGE



TRACTORS



COMBINE HARVESTERS




Core enterprises

DNEPROPETROVSK TRACTOR PLANT OF THE STATE ENTERPRISE «PRODUCTION ASSOCIATION YUZHNY MACHINE-BUILDING PLANT NAMED AFTER A.M. MAKAROV»

TRADING HOUSE «TRACTOR PLANT», LTD

AGRICULTURAL MACHINERY PLANT, LTD

PTP «AGROTECHMASH», LLC
ZETTA GROUP, LTD

A photograph of a factory production line for plastic bottles. The bottles are arranged in a long, straight line on a conveyor belt, moving from left to right. The background is filled with industrial machinery, including pipes, metal frames, and a large circular gauge or pressure meter. The lighting is warm and yellowish, creating a sense of a busy industrial environment. The text "INVESTMENT DIRECTIONS PROCESSING INDUSTRY" is overlaid in white, bold, sans-serif font in the upper right quadrant of the image.

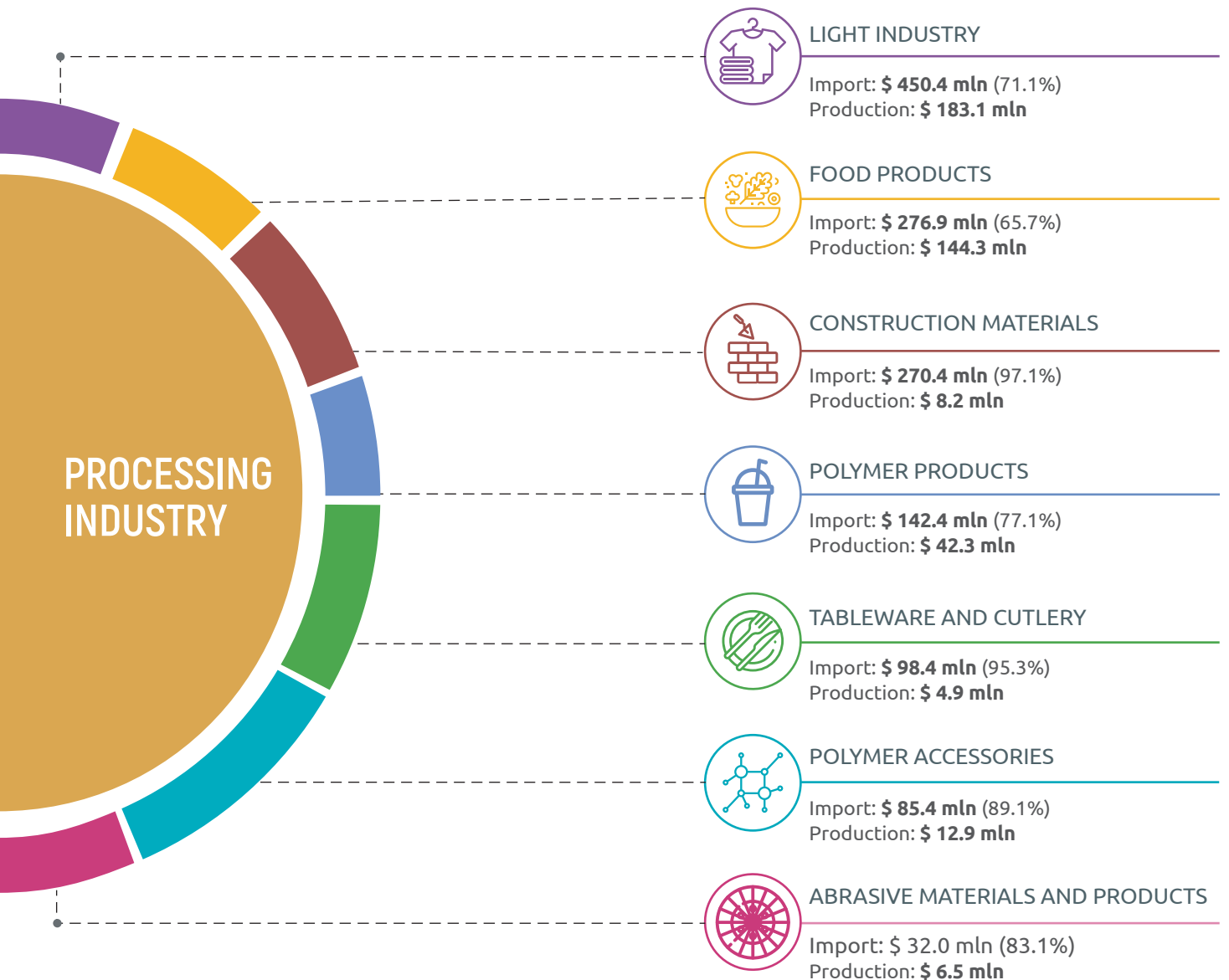
**INVESTMENT DIRECTIONS
PROCESSING
INDUSTRY**

The volume of processing industry sold products amounted to **\$ 9 704 mln** (54.2% of industrial sold products). Capital investments - **\$ 661.6 mln** (57.7% of capital investments in industry).

The basis of the processing industry is made up of metallurgy, finished metal and polymeric products, as well as enterprises specializing in the production of fertilizers, household chemicals and food.

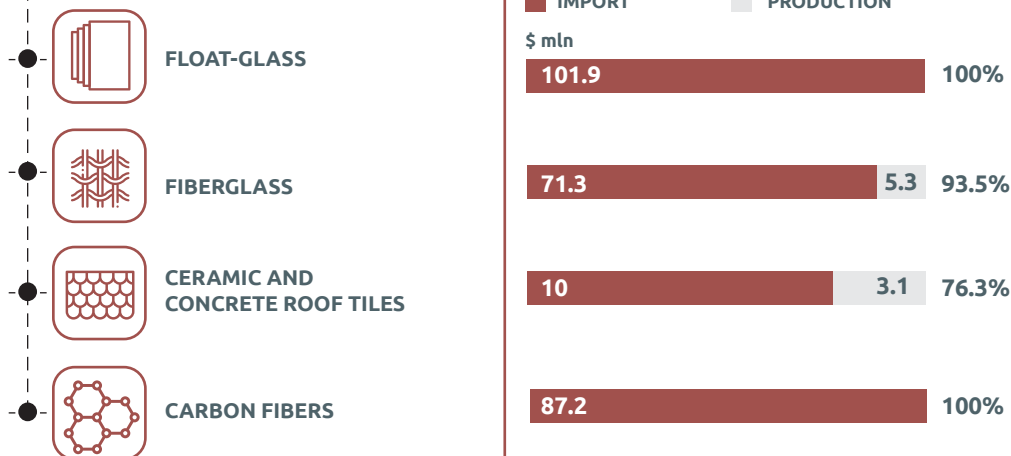
Investment directions in the processing industry are formed taking into account the concentration of mining enterprises in the region and the raw materials base of the agro-industrial complex. In forming the priority areas, the scientific base, the region skilled staff, as well as the market demand for finished products were taken into account.

The directions have been identified in the added value chains creation of the processing industry, which contribute to the enterprises development and the growth of the region investment attractiveness.





CONSTRUCTION MATERIALS

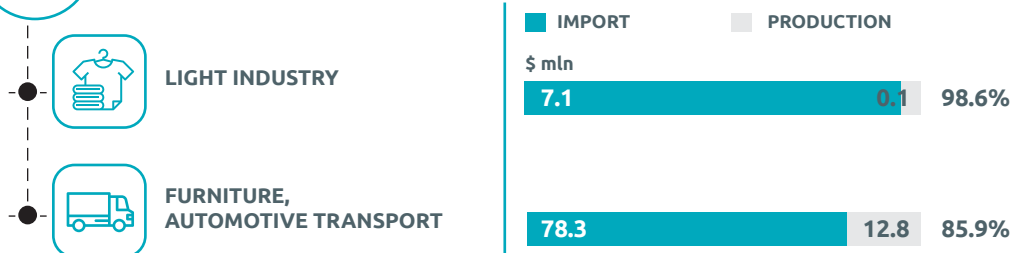


Core enterprises

GLAS TRÖSCH DNIPROPETROVSK, LTD
CAPAROL DNIPRO, LTD
BRUKLAND, LTD
SWEETONDALE PLANT, LTD
ENTERPRISE WITH FOREIGN INVESTMENTS «INTERCERAMA», PJSC
KERAMBROCK, LTD
VAL, LTD



POLYMER ACCESSORIES FOR:

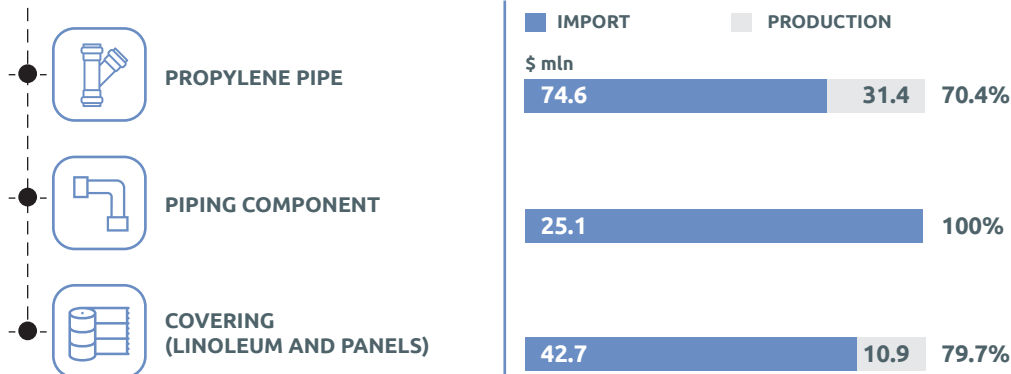


Core enterprises

OTIS TARDA, LTD
MANUFACTURING ENTERPRISE «DNIPROPLASTAVTOMAT», LTD
AXOR INDUSTRY, LTD



POLYMER PRODUCTS

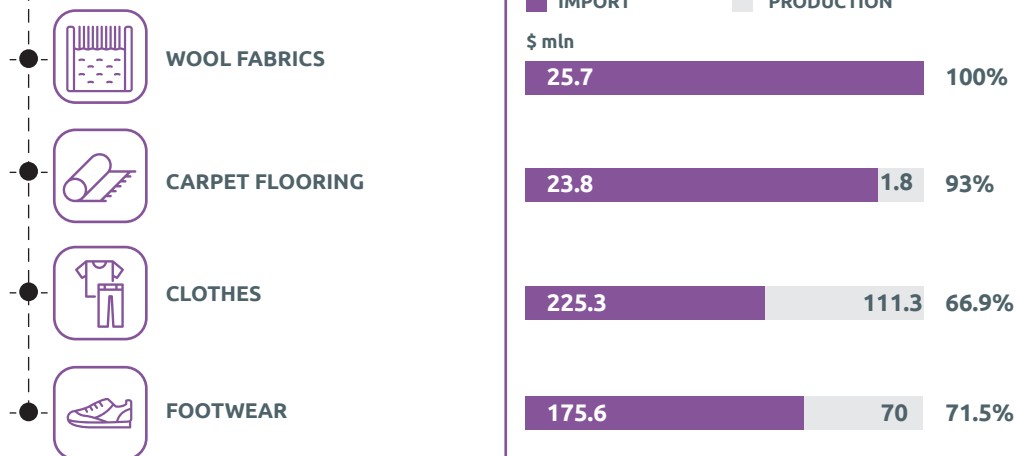


Core enterprises

UNIVERSAL CENTER, LTD
DNIPROVSK FACTORY OF FASTENERS AGROINDUSTRIAL INNOVATION COMPANY «INAGROPROM», LTD
ECOPLAST STANCL UKRAINE, LTD
TIMOL, LTD



LIGHT INDUSTRY



Core enterprises

«NIKA» FACTORY SHOP OF KNITTED MATERIALS
PRODUCTION OF NIKOPOL FERROALLOY PLANT, JSC

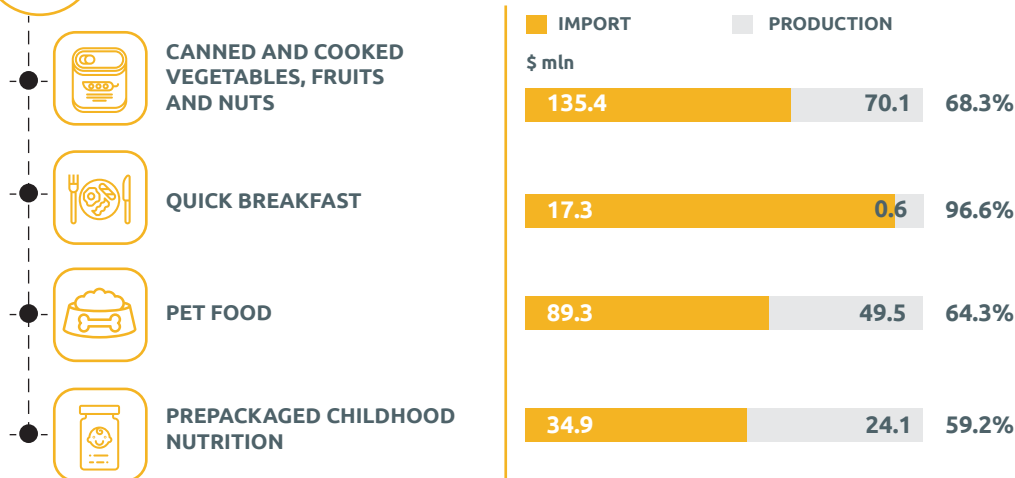
POLSTAR, LTD

NOVOMOSKOVSK KNITTING FACTORY, LTD

VIKO FOOTWEAR FACTORY



FOOD PRODUCTS



Core enterprises

EASTERN BRANCH SUBSIDIARY WITH FOREIGN INVESTMENT «SANTRADE» (BUNGE UKRAINE)

GROUPE LACTALIS

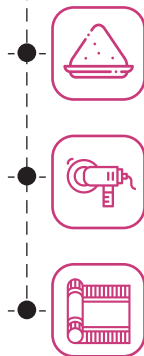
THE PRODUCTION ENTERPRISE «DNEPROPETROVSK FOOD COMPANY «WAIZ», LTD

DNEPROPETROVSK FOOD CONCENTRATES PLANT, PJSC

AVK COMPANY

CONFECTIONERY FACTORY «STIMUL», LTD

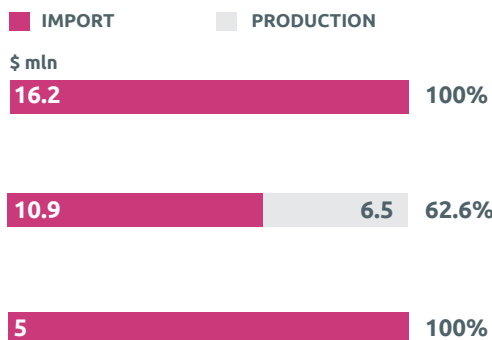
ABRASIVE MATERIALS AND PRODUCTS



ABRASIVE DUST AND GRAIN

POLISHING TOOLS

FRICTION COATINGS FOR FLOOR

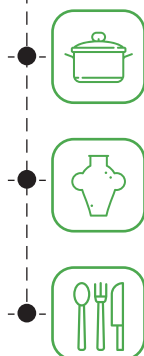


Core enterprises

DNIPRO PLANT OF SPECIAL EQUIPMENT AND MATERIALS, LTD

PROMINSTRUMENT-D, LTD

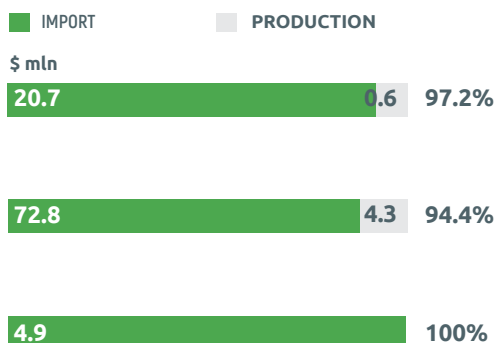
TABLEWARE AND CUTLERY



TABLEWARE OF STAINLESS STEEL

GLASS, CERAMIC WARE, CHINAWARE

CUTLERY OF STAINLESS STEEL



Core enterprises

NOVOMOSKOVSK DISHES PLANT, LTD

PRIVATE RESEARCH AND DEVELOPMENT ENTERPRISE «SITON» COMPANY

VILNOHIRSK GLASS, LTD

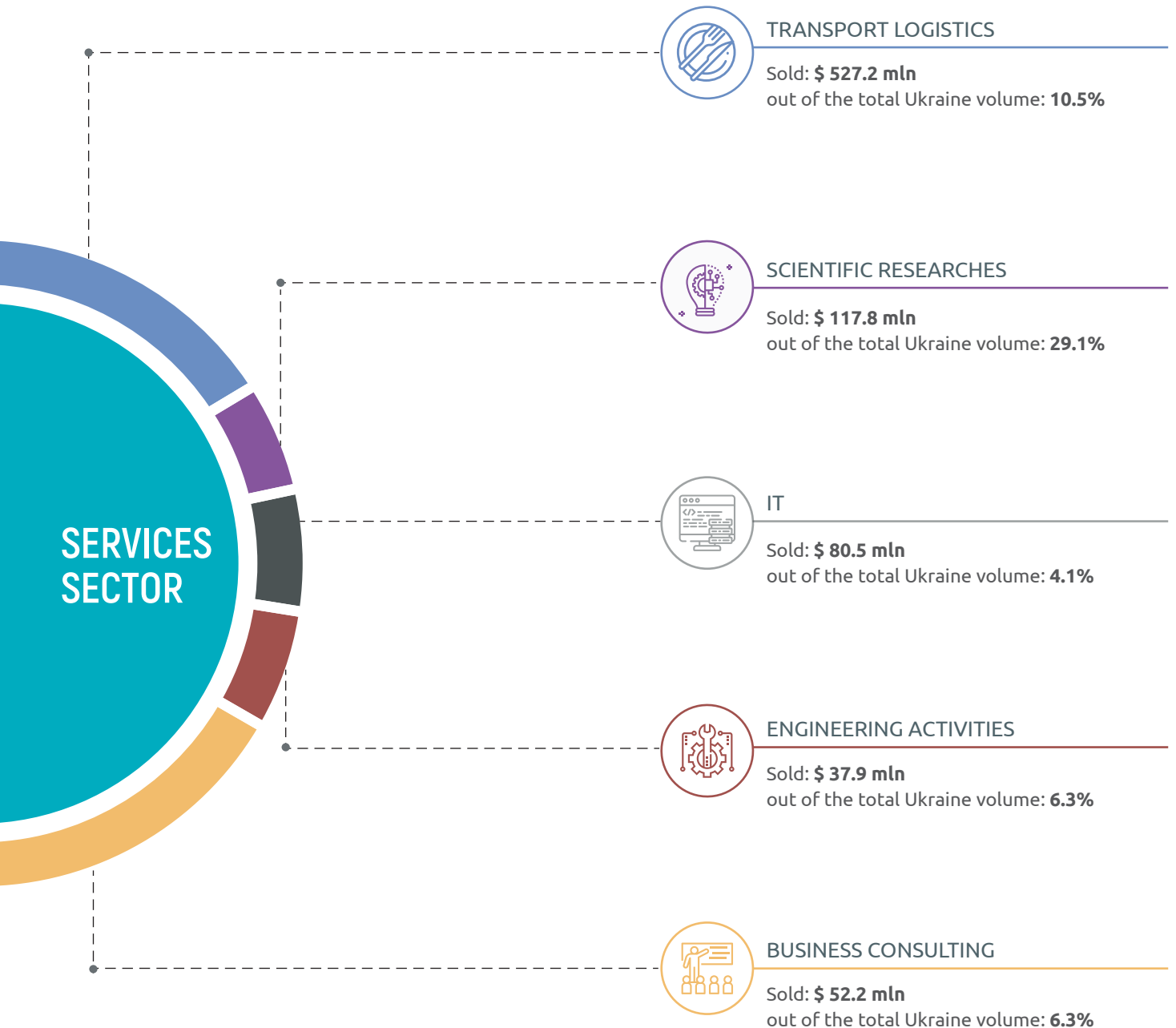
A person wearing glasses is working at a computer. The image is overlaid with a blue tint. The person's hands are on a keyboard. A computer monitor is visible on the right, displaying code or data. The text 'INVESTMENT DIRECTIONS SERVICES SECTOR' is overlaid in white on the image.

INVESTMENT DIRECTIONS SERVICES SECTOR

The service sector is actively developing in Dnipropetrovsk region. Compared to 2018, the volume of sold services increased by 19%. IT-services sold volume increased by 52.4%, which is amounted to \$ 80.5 mln. Transportation and warehousing services also show growth of 24% (\$ 527.2 mln).

Scientific researches and developments are accounted for about a third of all sold services of Ukraine in this area (\$ 117.8 mln).

Priority directions for investment were formed on the basis of an analysis of the services sold volume, both its share in the Ukrainian market and the imports volume, as well as the Ukrainian companies' needs.





SERVICES

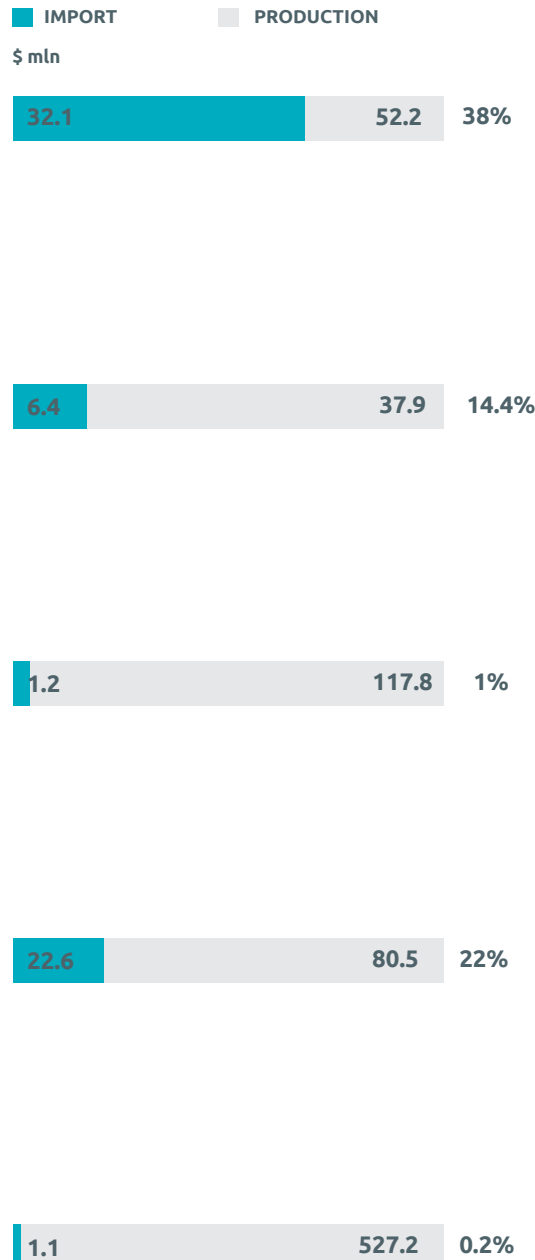
BUSINESS CONSULTING

ENGINEERING ACTIVITIES

SCIENTIFIC RESEARCHES

IT

TRANSPORT LOGISTICS



Core enterprises

- BDO CONSULTING
- UCG CONSULTING COMPANY
- STAFF SERVICE
- V-JET GROUP
- ITSOLUTION.EXPERT
- ASTRAGAL-DNIPRO
- BSG CONSULTING COMPANY

- DANIELI HEAVY MACHINERY LLC
- FIREFLY AEROSPACE UKRAINE
- SKODA TRANSPORTATION COMPANY
- STATE OWNED UKRAINIAN INSTITUTE FOR DESIGNING IRON AND STEEL WORKS
- DESIGN INSTITUTE «PRYDNIPROVSKYI PROMSTROI PROEKT»
- MDC

- INSTITUTE OF FERROUS METALLURGY NAMED AFTER Z. I. NEKRASOV OF NATIONAL ACADEMY OF SCIENCES OF UKRAINE
- INSTITUTE OF GEOTECHNICAL MECHANICS NAMED AFTER N. POLJAKOV OF NATIONAL ACADEMY OF SCIENCES OF UKRAINE
- AGRICULTURE INSTITUTE OF THE STEPPE ZONE OF NATIONAL ACADEMY OF AGRARIAN SCIENCES OF UKRAINE

- DATAART
- EPAM
- DINARYS
- LANARS

- AUTOPORT «YUZHNYI», LLC
- AUTOPORT «AGROSOYUZ-TERMINAL»
- AVIATION TRANSPORT COMPANY «YUZHMAHAVIA»
- DNIPRO BRANCH OF «CENTER OF TRANSPORT SERVICE «LISKI» OF THE UKRAINIAN RAILWAYS, PJSC
- PORT COMPLEX «AQUARELLE»
- PORTS OF «UKRRICHFLOT», JSSC

An aerial photograph of an industrial park, showing several large, modern warehouse buildings with flat roofs. The roofs are covered with numerous skylights and ventilation units. A large truck with the 'Belgol' logo is parked in a loading dock area. The surrounding area includes parking lots, roads, and some greenery. The entire image has a reddish-brown color cast.

INDUSTRIAL PARKS

**LAND PLOTS
FOR PROJECTS IMPLEMENTATION**

Industrial parks are one of the most common types of free economic zones, created in both economically developed countries and emerging states.

It is checked by international experience and time-proved mechanism of economy industrialization, attraction of large investors to the region, advanced technologies, local producers support, employment rehabilitation and balanced regional development.



The transparent land relations, existing engineering and transport infrastructure, local preferences are guaranteed to a potential investor while placing production facilities in industrial parks of Dnipropetrovsk region.



Industrial park «PAVLOHRAD»



Land plot information

Project location: Pavlohrad district
Initiator resources for project implementation: land plot.



Mechanism for cooperation

Contract on conducting economic activity within IP «PAVLOHRAD» (sublease)



Initiator

Dnipropetrovsk regional state administration (State property)



Advantages

- 0% tax for imported equipment
- 0% land tax
- 250 € - rent cost per hectare/year
- Registration of all necessary documentation by the management company



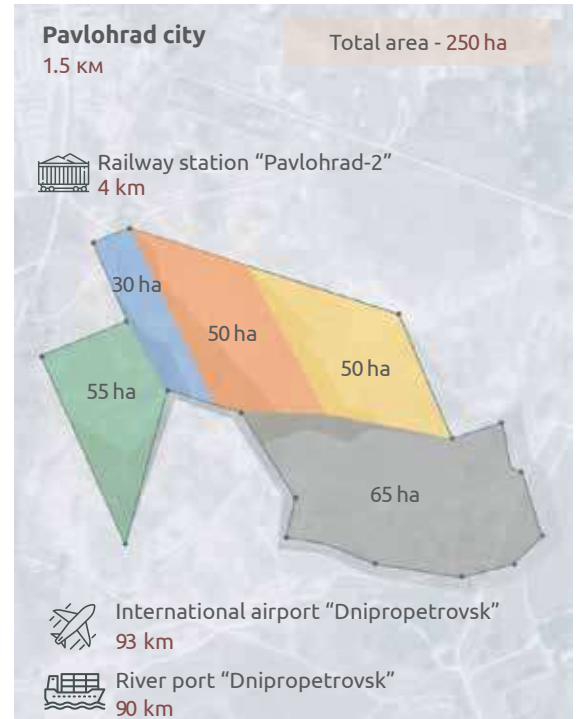
Land plot characteristics

Area	250 ha, with the possibility of expanding to 1000 ha
Intended use	Industry land
Cadastral number	1223581800:03:001:0010
IP Managing company	SE «Investment-Innovation Center»



Engineering infrastructure

Water supply	205 thousd.m ³ / h
Water discharge	500 thousd. m ³ / h
Gas supply	3 thousd. m ³ / h
Electricity supply	Electricity supply reliability category - II Voltage in the network - 6 kV



Industrial park division

- Electronics, IT
- Light industry
- Logistics HUB
- Chemical industry/ construction supplies production
- Engineering



Industrial park «KRYVBASS»



Land plot information

Project location: Fabrychna Str., Kryvyi Rih.
Initiator resources for project implementation: land plot.



Mechanism for cooperation

Contract on conducting economic activity within IP «KRYVBASS» (lease).



Initiator

Kryvyi Rih City Council (communal property)



Land plot characteristics

Area	26 ha
Intended use	Industry land
Cadastral number	1211000000:04:381:0056
IP Managing company	Is not selected



Engineering infrastructure

Water supply	potential connection to the existing water pipe Ø225 mm, 1 MPa - 1 km
Water discharge	connection to Kryvyi Rih sewage facility - 2 km; sewage pumping station – 0.8 km
Gas supply	connection to the existing network - throughput of 5500 m ³ / h - 2 km; gas distribution station (GDS) - 1.9 km
Electricity supply	connections to substations: substation «Shovkopriadna fabryka (ShPF)-150» 150/35/10 kW – 0,05km; substation «BPF-150» 150/35/10 kW - 2.5 km



Industrial park division

For the manufacturing and storage facilities placement, the territory of IP «KRYVBASS» is divided into approximately 9 parts

- 3 land plots** – engineering;
- 3 land plots** – construction materials;
- 3 land plots** – logistic.



Industrial park «INNOVATION FORPOST»



Land plot information

Project location: Slobozhanskyi Ave., Dnipro
Initiator resources for project implementation: land plot, engineering and transport communications.



Mechanism for cooperation

Contract on conducting economic activity within IP "INNOVATION FORPOST" (lease).



Initiator

Dnipro City Council (communal property)
 Dnipro Development Agency



Land plot characteristics

Area	50 ha
Intended use	Industry land
Cadastral number	1210100000:04:006:0125
IP Managing company	is not selected



Engineering infrastructure

Water supply	pumping water supply and water disposal are in the territory
Water discharge	
Gas supply	gas distribution stations (GDS) of low and medium pressure are in the territory
Electricity supply	24 MW is in the territory



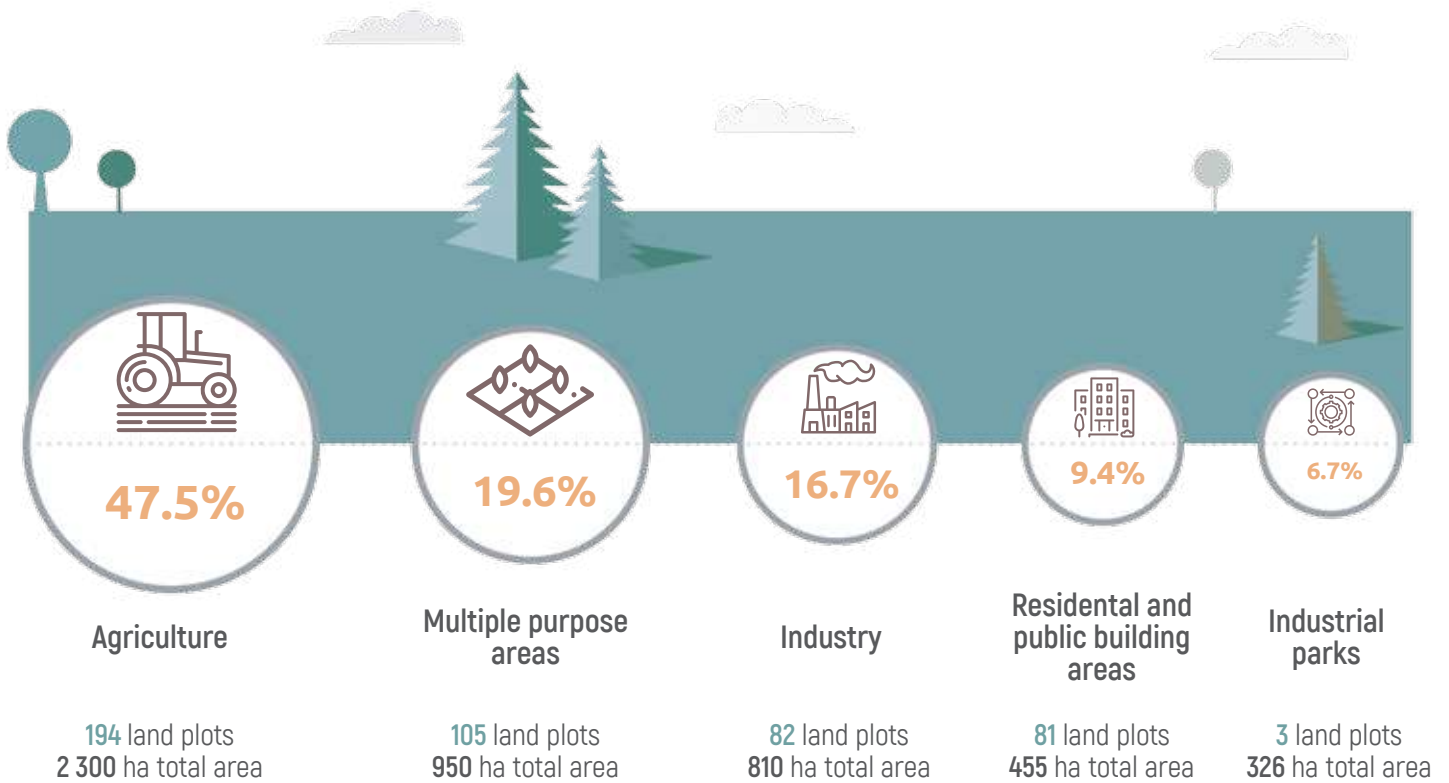
Industrial park zonation

Industrial area - 50 ha
 IT-cluster - 7.5 ha
 Additional infrastructure (hotels, trading) - (3.9 ha)
Total area: 61.4 ha

INVESTMENT INTERACTIVE MAP OF THE DNIPROPETROVSK REGION

TERRITORIES FOR INVESTMENT

4 800 ha total area
470 land plots



Dnipropetrovsk Regional Investment Agency (DIA) has long-term experience in maintaining investors in the region.

DIA services were used by more than 70 companies both foreign and domestic, such as: Glass Trösch, Caparol, Maisadour Semences, Brukland and others.

The main task of the Agency is to assist investors in the projects implementation in the region.



In the framework of cooperation and partnership, DIA:

Offers relevant directions for investing, investment projects of companies and territories for the project implementation.

Generates and presents analytical information, which is necessary to make investment decisions.

Carries out the land plot selection in accordance with the investors' needs (the Agency database has more than 470 land plots with total area of 4.8 thousand ha).

Establishes communication with the potential investor for further investment project implementation. Provides services of personal investment manager. The Agency makes project implementation road map.

Carries out post-investment companies' support.

Assists in selection of potential partners with corresponding competence (the Agency has the Competence Database, which accounts for more than 1 000 companies).

Creates and presents marketing products to promote a positive reputation of the region as a reliable.

Large companies that have already used the services of DIA:



USEFUL LINKS



DIA investment portal

www.dia.dp.gov.ua

Section «Doing business» contains detailed and up-to-date information on starting business, investor support, land allocation.



UkraineInvest

www.ukraineinvest.com



iGov electronic government services portal

www.igov.org.ua



System of open electronic procurement – Prozorro

www.prozorro.gov.ua



Administrative services centers (ASC)

www.cnap.dniprorada.gov.ua

COORDINATORS

Valentyna Zatyshniak
Alim Molodan

ANALYTICS

Anna Kovalchuk
Artur Mkrtchian
Denys Alieksieienko
Halyna Savran
Yuliia Sharai

GRAPHIC DESIGN

Artur Mkrtchian
Oleksandr Hrechukhin

TRANSLATION

Anna Kovalchuk
Yuliia Kniazyk



In publication it was used data obtained from the State Statistics Service of Ukraine, the Main Directorate of General Office of State Fiscal Service in Dnipropetrovsk Region, as well as regional enterprises official open sources (enterprises official websites) as well as data obtained as a result of the region IT market research commissioned by IT Dnipro Community.

Dnipropetrovsk Regional Investment Agency (DIA)

2, O. Paul Ave., office 538, the city of Dnipro

tel.: +38 (056) 742 86 87

e-mail: info@dia.dp.ua



DIA.DP.GOV.UA

 fb.com/dia.investment

 t.me/dia_investment